

TECHNICAL INFORMATION



Mobile Ramps - PYR WH

High Mobile Loading Ramp with Large Wheels

RAMP TYPE: Mobile

DISTINCTIVE FEATURES: Equipped with large wheels. It stands out from other models by allowing loading between 850cm and 1700mm from the ground level. The ramp flexes with the loading vehicle during the loading process due to its weight.

USAGE AREA: Outdoor / Indoor Area-Field

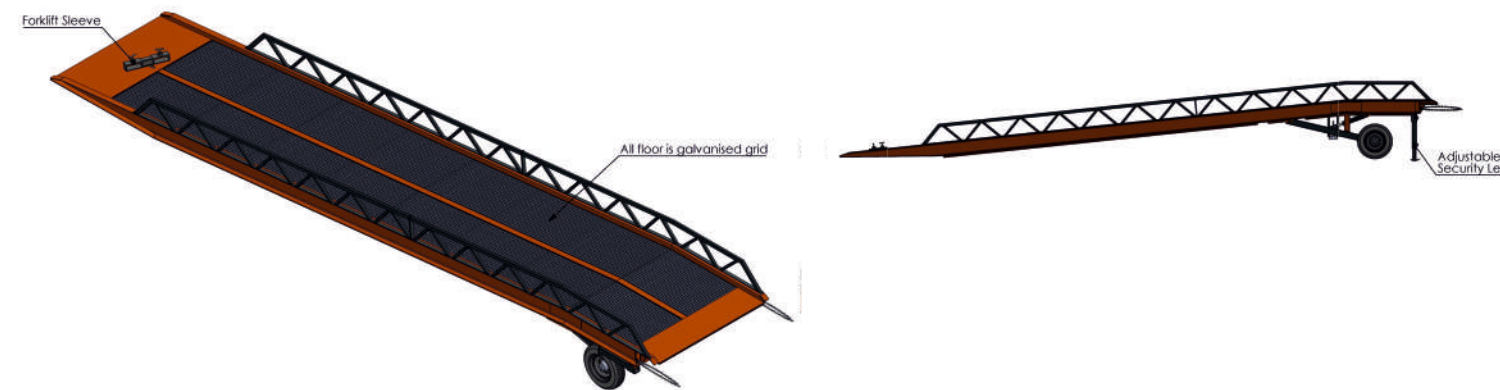

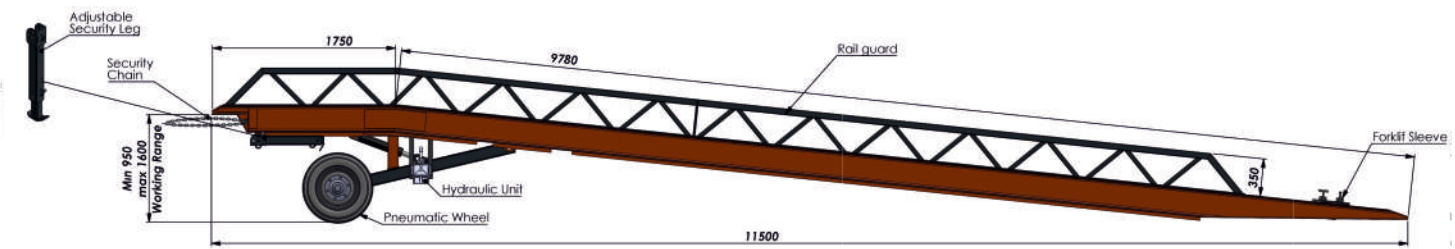
RAMP FLOOR: Full pressure twisted notched grid

WHEEL TYPE: Pneumatic Wheel / Solid Wheel

CAPACITY: 6 / 8 / 10 / 12 / 15 / 20 / 25 TON

MANEUVER TYPE: Forklift connection direction is movable. Fixed direction (forward-backward) uses pneumatic wheels. Steering is done from the rear. Maneuvering is possible in large areas.

TECHNICAL FEATURES



OPTIONS

