1.0~1.8t XF series mast: (pneumatic)

Type	Model	Max. fork height	Overall height			Free lift		Front Overhang		Tilt range		Capacity					
			Lowered	Extended		Without backrest	With backrest			FwD	BwD	Load capacity at 500mm					
				Without backrest	With backrest							Single tire			Dual tire		
								1 / 1.5	1.75t			1t	1.5t	1.75t	1t	1.5t	1.75t
		mm	mm	mm	mm	mm	mm	mm	mm	(°)	(°)	kg	kg	kg	kg	kg	kg
Wide view mast	X15M200	2000	1495	2565	2955	155	155	405	410	6	12	1000	1500	1750	1000	1500	1750
	X15M250	2500	1745	3065	3455	155	155	405	410	6	12	1000	1500	1750	1000	1500	1750
	X15M270	2700	1845	3265	3655	155	155	405	410	6	12	1000	1500	1750	1000	1500	1750
	X15M300	3000	1995	3565	3955	155	155	405	410	6	12	1000	1500	1750	1000	1500	1750
	X15M330	3300	2145	3865	4255	155	155	405	410	6	12	1000	1500	1750	1000	1500	1750
	X15M350	3500	2245	4065	4455	155	155	405	410	6	12	1000	1500	1750	1000	1500	1750
	X15M370	3700	2395	4265	4655	155	155	405	410	6	12	1000	1500	1750	1000	1500	1750
	X15M400	4000	2595	4600	4955	155	155	405	410	6	12	1000	1500	1650	1000	1500	1700
	X15M430	4300	2745	4900	5255	155	155	405	410	6	6	950	1450	1600	1000	1450	1650
	X15M450	4500	2845	5100	5455	155	155	405	410	6	6	900	1400	1550	950	1400	1600
	X15M470	4700	2945	5300	5655	155	155	405	410	6	6	850	1350	1500	900	1350	1550
	X15M500	5000	3095	5600	5955	155	155	405	410	6	6	800	1300	1450	850	1300	1500
	X15M550	5500	3345	6100	6455	155	155	405	410	6	6	/	/	/	750	1150	1300
	X15M600	6000	3595	6600	6955	155	155	405	410	6	6	/	/	/	700	1050	1150
Wide view full free duplex mast	X15U200	2000	1560	2585	2945	975	615	405	410	6	12	1000	1500	1750	1000	1500	1750
	X15U250	2500	1810	3085	3445	1225	865	405	410	6	12	1000	1500	1750	1000	1500	1750
	X15U270	2700	1910	3285	3645	1325	965	405	410	6	12	1000	1500	1750	1000	1500	1750
	X15U300	3000	2010	3590	3950	1425	1065	405	410	6	12	1000	1500	1750	1000	1500	1750
	X15U330	3300	2160	3885	4245	1575	1215	405	410	6	12	1000	1500	1750	1000	1500	1750
	X15U350	3500	2260	4085	4445	1675	1315	405	410	6	12	1000	1500	1750	1000	1500	1750
	X15U370	3700	2360	4285	4645	1775	1415	405	410	6	12	1000	1500	1750	1000	1500	1750
	X15U400	4000	2560	4585	4945	1975	1615	405	410	6	12	1000	1500	1650	1000	1500	1700
Wide view full free triplex mast	X15N400	4000	1970	4680	4955	1300	1025	420	425	6	6	900	1400	1550	950	1400	1600
	X15N430	4300	2070	4980	5255	1400	1125	420	425	6	6	850	1350	1500	900	1350	1550
	X15N450	4500	2120	5130	5455	1500	1175	420	425	6	6	800	1300	1450	850	1300	1500
	X15N470	4700	2170	5380	5750	1585	1225	420	425	6	6	750	1250	1400	800	1250	1450
	X15N500	5000	2270	5595	5955	1685	1325	420	425	6	6	700	1200	1350	800	1250	1450
	X15N550	5500	2470	6095	6455	1885	1525	420	425	3	6	650	950	1050	750	1150	1300
	X15N600	6000	2720	6730	7055	2100	1775	420	425	3	6	600	700	750	700	1050	1150
	X15N650	6500	2870	7180	7455	2200	1925	420	425	3	6	/	/	/	550	800	900
	X15N700	7000	2970	7595	7955	2385	2025	420	425	3	6	/	/	/	400	550	650

With sideshifter minus 150kg,with integral sideshifter minus 100kg.

2.0~2.5t XF series mast: (pneumatic)

Type	Model	Max. fork height	Overall height			Free lift		Front Overhang	Tilt range		Capacity			
			Lowered	Extended		Without backrest	With backrest		FwD	BwD	Load capacity at 500 mm			
				Without backrest	With backrest						Single tire		Dual tire	
											2.0t	2.5t	2.0t	2.5t
		mm	mm	mm	mm	mm	mm	mm	(°)	(°)	kg	kg	kg	kg
Wide view mast	X25M200	2000	1535	2660	3045	140	140	465	6	12	2000	2500	2000	2500
	X25M250	2500	1785	3160	3545	140	140	465	6	12	2000	2500	2000	2500
	X25M270	2700	1885	3360	3745	140	140	465	6	12	2000	2500	2000	2500
	X25M300	3000	2035	3660	4045	140	140	465	6	12	2000	2500	2000	2500
	X25M330	3300	2185	3960	4345	140	140	465	6	12	2000	2500	2000	2500
	X25M350	3500	2285	4160	4545	140	140	465	6	12	2000	2500	2000	2500
	X25M370	3700	2435	4360	4745	140	140	465	6	12	2000	2500	2000	2500
	X25M400	4000	2635	4660	5045	140	140	465	6	12	2000	2500	2000	2500
	X25M430	4300	2785	4960	5345	140	140	465	6	6	1950	2400	2000	2450
	X25M450	4500	2855	5160	5545	140	140	465	6	6	1950	2300	1950	2350
	X25M470	4700	2985	5360	5745	140	140	465	6	6	1850	2250	1900	2300
	X25M500	5000	3135	5660	6045	140	140	465	6	6	1800	1850	1850	2100
	X25M550	5500	3385	6160	6545	140	140	465	3	6	/	/	1600	1900
	X25M600	6000	3635	6660	7045	140	140	465	3	6	/	/	1400	1750
Wide view full free duplex mast	X25U200	2000	1560	2680	3045	880	510	465	6	12	2000	2500	2000	2500
	X25U250	2500	1810	3180	3545	1130	760	465	6	12	2000	2500	2000	2500
	X25U270	2700	1910	3380	3745	1230	860	465	6	12	2000	2500	2000	2500
	X25U300	3000	2010	3680	4045	1330	960	465	6	12	2000	2500	2000	2500
	X25U330	3300	2160	3980	4345	1480	1110	465	6	12	2000	2500	2000	2500
	X25U350	3500	2260	4180	4545	1580	1210	465	6	12	2000	2500	2000	2500
	X25U370	3700	2360	4330	4745	1680	1310	465	6	12	2000	2500	2000	2500
	X25U400	4000	2560	4680	5045	1880	1510	465	6	12	2000	2450	2000	2500
Wide view full free triplex mast	X25N400	4000	2000	4700	5045	1300	955	480	6	6	1950	2450	1950	2500
	X25N430	4300	2100	5000	5345	1400	1055	480	6	6	1900	2400	1950	2450
	X25N450	4500	2150	5230	5595	1470	1105	480	6	6	1850	2300	1850	2300
	X25N470	4700	2200	5380	5745	1520	1155	480	6	6	1800	2250	1800	2300
	X25N500	5000	2300	5680	6045	1620	1255	480	6	6	1700	1900	1800	2100
	X25N550	5500	2500	6180	6545	1820	1455	480	3	6	1450	1600	1600	1900
	X25N600	6000	2750	6730	7095	2070	1705	480	3	6	1000	1050	1400	1750
	X25N650	6500	2900	7200	7545	2200	1855	480	3	6	/	/	1200	1450
	X25N700	7000	3050	7680	8045	2370	2005	480	3	6	/	/	1000	1150

With sideshifter minus 150kg,with integral sideshifter minus 100kg.

3.0~3.5t XF series mast: (pneumatic)

Type	Model	Max. fork height	Overall height						Free lift				Front Overhang (mm)		Tilt range		Capacity			
			Lowered (mm)		Extended				Without backrest (mm)		With backrest (mm)				FwD	BwD	Load capacity at 500 mm			
					Without backrest (mm)		With backrest (mm)										Single tire (kg)		Dual tire (kg)	
		mm	3.0t	3.5t	3.0t	3.5t	3.0t	3.5t	3.0t	3.5t	3.0t	3.5t	3.0t	3.5t	(°)	(°)	3.0t	3.5t	3.0t	3.5t
Wide view mast	X30/35M200	2000	1550	1665	2735	2815	3145	3145	145	145	145	145	480	485	6	12	3000	3500	3000	3500
	X30/35M250	2500	1800	1915	3235	3315	3645	3645	145	145	145	145	480	485	6	12	3000	3500	3000	3500
	X30/35M270	2700	1900	2015	3435	3515	3845	3845	145	145	145	145	480	485	6	12	3000	3500	3000	3500
	X30/35M300	3000	2050	2165	3735	3815	4145	4145	145	145	145	145	480	485	6	12	3000	3500	3000	3500
	X30/35M330	3300	2200	2315	4035	4115	4445	4445	145	145	145	145	480	485	6	12	3000	3500	3000	3500
	X30/35M350	3500	2300	2415	4235	4315	4645	4645	145	145	145	145	480	485	6	12	3000	3500	3000	3500
	X30/35M370	3700	2450	2565	4435	4515	4845	4845	145	145	145	145	480	485	6	12	3000	3500	3000	3500
	X30/35M400	4000	2650	2765	4735	4815	5145	5145	145	145	145	145	480	485	6	12	3000	3500	3000	3500
	X30/35M430	4300	2800	2865	5035	5115	5445	5445	145	145	145	145	480	485	6	6	3000	3500	3000	3500
	X30/35M450	4500	2900	2965	5235	5315	5645	5645	145	145	145	145	480	485	6	6	3000	3500	3000	3500
	X30/35M470	4700	3000	3065	5435	5515	5845	5845	145	145	145	145	480	485	6	6	2850	3350	2900	3350
	X30/35M500	5000	3135	3215	5735	5815	6145	6145	145	145	145	145	480	485	6	6	2650	2850	2700	2900
	X30/35M550	5500	3400	3465	6235	6315	6645	6645	145	145	145	145	480	485	3	6	/	/	2400	2650
	X30/35M600	6000	3650	3715	6735	6815	7145	7145	145	145	145	145	480	485	3	6	/	/	2200	2400
Wide view full free duplex mast	X30/35U200	2000	1620	1720	2755	2830	3145	3145	865	890	575	570	480	480	6	12	3000	3500	3000	3500
	X30/35U250	2500	1870	1970	3255	3330	3645	3645	1115	1140	725	825	480	480	6	12	3000	3500	3000	3500
	X30/35U270	2700	1970	2070	3455	3530	3845	3845	1215	1240	825	925	480	480	6	12	3000	3500	3000	3500
	X30/35U300	3000	2080	2180	3755	3830	4145	4145	1325	1350	935	1035	480	480	6	12	3000	3500	3000	3500
	X30/35U330	3300	2230	2330	4055	4130	4445	4445	1475	1500	1085	1285	480	480	6	12	3000	3500	3000	3500
	X30/35U350	3500	2330	2430	4255	4330	4645	4645	1575	1600	1185	1385	480	480	6	12	3000	3500	3000	3500
	X30/35U370	3700	2430	2530	4455	4530	4845	4845	1675	1700	1285	1385	480	480	6	12	3000	3500	3000	3500
	X30/35U400	4000	2580	2680	4755	4830	5145	5145	1825	1850	1435	1535	480	480	6	12	3000	3500	3000	3500
Wide view full free triplex mast	X30/35N400	4000	2015	2125	4755	4830	5145	5145	1260	1285	870	970	495	495	6	6	3000	3500	3000	3500
	X30/35N430	4300	2115	2215	5055	5130	5445	5445	1360	1385	970	1070	495	495	6	6	3000	3500	3000	3500
	X30/35N450	4500	2165	2265	5305	5380	5695	5695	1410	1435	1020	1120	495	495	6	6	3000	3400	3000	3500
	X30/35N470	4700	2215	2315	5455	5530	5895	5895	1460	1485	1070	1170	495	495	6	6	2800	3300	2900	3350
	X30/35N500	5000	2315	2415	5755	5830	6145	6145	1560	1585	1170	1270	495	495	6	6	2600	2850	2650	2900
	X30/35N550	5500	2515	2565	6255	6330	6645	6645	1760	1735	1370	1420	495	495	3	6	2250	2300	2400	2650
	X30/35N600	6000	2765	2815	6805	6880	7195	7195	2010	1985	1620	1670	495	495	3	6	1650	1850	2200	2400
	X30/35N650	6500	2915	2965	7255	7330	7645	7645	2160	2135	1770	1820	495	495	3	6	/	/	1700	1850
	X30/35N700	7000	3065	3115	7755	7830	8145	8145	2310	2285	1920	1970	495	495	3	6	/	/	1200	1300

With sideshifter minus 200kg,with integral sideshifter minus 100kg.

HANGCHA

ZHEJIANG HANGCHA IMP. &EXP. CO., LTD.

Factory site: 666 Xiangfu Road,
Hangzhou, Zhejiang, China (311305)

Tel: +86-571-88926735 88926755
Fax: +86-571-88926789 88132890

sales@hcforklift.com
www.hcforklift.com

Follow us on Facebook

Follow us on YouTube

Follow us on WeChat

ISO14001:2015

ISO9001:2015

HANGCHA trucksconform to the European Safety Requirements.

2020 VER:QIN 2

HANGCHA GROUP CO., LTD. reserves the right to make any changes without notice concerning colors, equipment, or specifications detailed in this brochure, or to discontinue individual models. The colors of trucks, delivered may differ slightly from those in brochures.

XF Series Diesel / Gasoline / LPG Counterbalanced Trucks

with capacities of 1,000 to 3,500kg

The World of Hangcha

HANGCHA

HANGCHA with you at every stage

Efficient, reliable solutions for your demands

STAGE V & TIER 4F

With Hangcha you can meet all Stage V/Tier 4f emissions standards which provides customer demands for value, innovation and performance. The technologies include common rail fuel systems, diesel oxidation catalysts (DOC) and diesel particulate filters (DPF). Designed and optimised to every engine model, our forklift truck maximises efficiency and reliability.

XINCHAI

Interactive instrument: The instrument adopts 4.0-inch color LCD display with four interactive buttons, and has one CAN bus communication function. The communication protocol is compatible with CANopen and SAE J1939 standards.

HANGCHA Forklift with StageV and T4F

No.	Capacity	Series	Manufacturer	Engine	Drive power	Model	Emission Std.	Transmission	Power (kw/rpm)
1	1.5-3.5t	XF	KUBOTA	V2607-CR-E5B	Diesel	CPCD15/18/20/25/30/35-Xw97F	Stage V / Tier4 final	F	37.4/2400
2	2.0-3.5t	XF	XINCHAI	3E22YG51	Diesel	CPCD20/25/30/35-XH7F/B	Stage V	F/OKAMURA	44.8/2400

Note: Stage V applied for European Union also including Israel and Turkey
Tier4 Final applied for North American
F means full floating transmission

Productivity

Dynamic load sensing hydraulic steering system, Efficiency lighting system, lower fuel consumption, combine to provide increased productivity and reduced operating costs.

The new Dynamic load sensing hydraulic steering system contributes to reduce loss of hydraulic and improve energy efficiency.

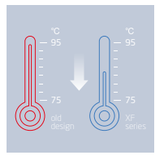

Hydraulic oil balanced temperature (2.5T 4TNE98)

The new efficiency lighting system employs LED illuminant and new type reflector to reduce energy consumption, improve significantly illumination performance and prolong work time.

By optimizing transmission design, the power train provides higher efficiency. The fuel consumption is reduced by 10%.

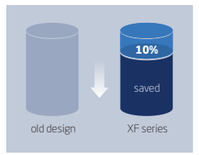

Fuel consumption

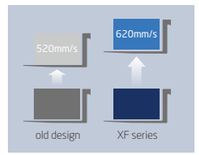

Speed at full load (2.5T 4TNE98)

Comfortable Operation

In developing the new XF Series, comfort and ease of operation is carefully considered, for example, to improve vibration levels, compound engine damper and full floating power train are adopted. Comfortable operating environments for operator also contribute to increased productivity.

In addition to rubber damper between frames and steering axle, compound engine damper and full floating power train achieve flexible connection between frames and driving system, as a result, traveling vibrations and vibrations from the driving system are significantly reduced.

The enlarged capacity of optimized exhaust muffler, the intake muffler and the noise shield technologies provide significantly lower noise levels.

1. The new, relocated easy- to-see LCD meter lets the operator check on all aspects of operational status at a glance.
2. The new automobile-style light/turn-signal lever and forward-reverse lever are ergonomically designed and arranged to improve comfort and productivity.
3. The small diameter steering wheel with tilt adjustment provides the ideal operating position. The superior responsiveness of the steering wheel optimizes maneuverability even in narrow spaces.
4. The parking brake is specially developed.The operational force is reduced by 30%.
5. The automobile-style suspended pedals provide more ergonomic operation.

Comfortable Operation

Optimal visibility in all directions create the best conditions for high productivity through relaxed and safe working.

The extra foot space is provided to reduce operator fatigue significantly. The new wide-open, non-slip step makes getting in and out easy and safe.

The optional Electro-hydraulic proportional control system contributes more sensitive and precise load handling. The easy- to-operate levers provide total load handling operation. An armrest is provided to reduce fatigue.



In addition to the soft landing system, the soft lifting system is adopted (front lifting cylinders of triplex mast and full free duplex mast) , as a result, the noise and shock of the mast significantly decreases.



The developed front lifting cylinders with smaller outer diameter give the operator superior forward visibility.

The double lifting cylinders provide better forward visibility.

Reliability

By focusing on enhancing reliability, reducing downtime, the XF series is able to make the greater productivity for customer.

The new aluminum alloy transmission with full floating structure features excellent heat dissipation capability, more and thicker disc meet the most demanding applications.

The new vehicle controller integrates all electrical components, features excellent durability for temperature, water and vibration for most demanding operation.

The new stamped air cleaner featuring tangential intake, double seal with safety filter is durable, corrosion-free and vibration-resistant, provides better filter efficiency and lower intake resistance than the previous.

XF series features rugged design, stamped frame and engine hood, stamped instrument panel and head guard, heavy profile rail mast combine to provide excellent rigidity, which ensures outstanding reliability even in heavy-duty work.

Extra capacity combined radiator with serpentine wave and optimized heat dissipation channel enhance the heat dissipation capability to keep engine reliability even in heavy-duty applications.

Easy Maintenance

Careful design facilitates inspection and servicing. Easy maintenance reduces the amount of downtime and helps to reduce cost also.

The cover on the Panel can be lifted up simply to check the brake fluid.

The two-piece design makes the floorboard easy to lift and remove for access to the power train.

The easy-to-operate latch provides quick access to the engine compartment.

The fasteners of the radiator cover can be turned easily by hand to enable quick inspections or servicing.

Safety

A wide range of technologies are applied to ensure absolute safety for both the operator and those in the surrounding.

The locking device of the engine hood damper and parking brake help add to safety.

An optional rear-pillar assist grip with a horn button enhances safety of operator while traveling in reverse.

1. The operator presence sensing system incorporates lifting/ tilting and traveling locking function. When the operator leaves the seat, the system automatically locks lifting / tilting and disables traveling to ensure safety.
2. A throttling device is adopted to avoid the mast being out of control even some pipes are broken.

Standards

Transmission	Steering	Chassiss	Control	Hydraulic
/ Suspended transmission / Oil filter / Dipstick / Oil cooler / Non-asbesttos brake / MS transmission with wet brake	/ Full hydraulic power steering / Smaller diameter steering wheel / Adjuster of steering wheel	/ Skidproof pedal / Rubber pedal / Engine hood spring	/ Power steering / Suspension pedal / Integrated combination switch / Cable parking brake	/ Dynamic load sending control valve (Diesel IC) / Hydraulic oil filter / Tilt cylender self-locking valve / Hydraulic oil dipstick

Truck	Power	Electronics	Mast
/ Traction device / Handhilds / Standard seat / Standard overhead guard / Waterproof cover on the guard / Back view mirror / Pneumatic tyres / Toolbox	/ Big capacity aluminum radiator / Little tank / Whirlwind air cleaner / Safety filter / High-efficient intake muffler / High-efficient exhaust muffler	/ High-efficient front lights / High-efficient LED rear lights / Service-free start battery / Combination controller / LCD display / Neutual switch / Timee meter / Fuel gauge / Water temperature gauge / Pre-heat indicator / Charging indicator / Engine fuel pressure warning / Transmission oil pressure warning / Horn / Reversing uzzer / Power off	/ Standard wide view duplex mast / Standard forks / Standard fork carriage / Standard load back rest / Mast speed limiting valve / Load safety valve / Mast down buffer device / Mast up buffer device / Side roller

Options

Truck	Transmission	Power	Hydraulic	Electronics	Mast
/ Cabin / Cabin heater / Front window / Super elastic tyre / No-mark tyre (white/green) / Suspension seat / Extinguisher / Cover of tilt cylender / Heightening overhead guard / Reversing assist grip / Special given color / Seat with sensing system / Boot for tilt cylinder / Counter weight net	/ 2-D wheel	/ Duel fuel LPG system / Big capacity copper radiator / High-positioned exhaust system / Middle-positioned exhaust system / Air pre-cleaner / Net cover of radiator / Sparkle arrester / Purified exhaust system / Swiwel LPG bottle support / Downward LPG bottle support / Fan protector	/ Auxiliary hydraulic valve / Electro-hydraulic proportional control system / Return oil filter	/ OBD / Front working light / Rear working light / Warning lamp / Oil-water seperator warning	/ Duplex wide view free-lift mast / Triplex wide view free-lift mast / Triplex wide view 4-cylinder free-lift mast / Special forks / Wider fork carriage / Wider load back rest

Optional Attachments

/ Paper roll clamp
/ Rotating bale clamp
/ Load stabilizer
/ Multi-drum clamp
/ Bale clamp
/ Drum clamp
/ Dumping clamp
/ Crane arm
/ String Pole
/ Sideshifter
/ Rotating forks
/ Fork extensioner
/ Load release device
/ Carton clamp
/ Push-pull device
/ Bucket
/ Hook
/ Lengthened fork



XF series 1.0-1.8t forklift specification：

Distinguishing mark	1.1	Manufacturer		HANGCHA GROUP CO.,LTD.																						
	1.2	Manufacturer's type designation		CPCD10-XW32F/B/M	CPQD10-XW21F/B/M	CPCD10-XW10F	CPCD15-XW32F/B/M	CPYD15-XW51F/B/M	CPYD15-XW81F	CPYD15-XW87B	CPYD15-XH1F/B	CPQD15-XW21F/B/M	CPYD15-XW21F/B/M	CPQYD15-XW21F/B/M	CPCD15-XW10F	CPCD15-XW97F	CPCD18-XW32F/B/M	CPYD18-XW51F/B/M	CPYD18-XW81F	CPYD18-XW87B	CPYD18-XH1F/B	CPQD18-XW21F/B/M	CPYD18-XW21F/B/M	CPQYD18-XW21F/B/M	CPCD18-XW10F	CPCD18-XW97F
	1.3	Drive: electric (battery or mains), diesel, petrol, fuel gas		Diesel	Gasoline	Diesel	Diesel	LPG	LPG	LPG	LPG	Gasoline	LPG	DUAL FUEL	Diesel	Diesel	Diesel	LPG	LPG	LPG	LPG	Gasoline	LPG	DUAL FUEL	Diesel	Diesel
	1.5	Rated capacity/rated load	Q (kg)	1000			1500										1750									
	1.6	Load centre distance	c (mm)	500			500										500									
	1.8	Load distance, centre of drive axle to fork	x (mm)	405			405										405									
		Rear overhang	mm	375			405										430									
	1.9	Wheelbase	y (mm)	1475			1475										1475									
Weight	2.1	Service Weight	kg	2510			2650										2760									
	2.2	Axle loading, laden front/rear	kg	3055/455			3660/490										3995/520									
	2.3	Axle loading, unladen front/rear	kg	1260/1250			1240/1410										1225/1540									
Tyres, chassis	3.2	Tyre size, front		6.50-10-10PR			6.50-10-10PR										6.50-10-10PR									
	3.3	Tyre size, rear		5.00-8-10PR			5.00-8-10PR										5.00-8-10PR									
	3.6	Tread, front	b_{10} (mm)	900			900										900									
	3.7	Tread, rear	b_{11} (mm)	920			920										920									
Dimensions	4.1	Tilt of mast/fork carriage forward/backward	α/β(°)	6/12			6/12										6/12									
	4.2	Height, mast lowered	h_1 (mm)	1995			1995										1995									
	4.3	Free lift	h_2 (mm)	155			155										155									
	4.4	Lift	h_3 (mm)	3000			3000										3000									
	4.5	Height, mast extended	h_4 (mm)	3955			3955										3955									
	4.7	Height of overhead guard (cabin)	h_6 (mm)	2125(2205*)			2125(2205*)										2125(2205*)									
	4.20	Length to face of forks	l_2 (mm)	2255			2285										2310									
	4.21	Overall width	b_1(mm)	1080			1080										1080									
	4.22	Fork dimensions	s/e/l (mm)	920×100×35			920×100×35										920×100×35									
	4.31	Ground clearance, laden, below mast	m_1 (mm)	115			115										115									
	4.32	Ground clearance, centre of wheelbase	m_2 (mm)	140			140										140									
	4.35	Turning radius	Wa (mm)	1965			1990										2015									
		"Min. right angle stacking aisle width (Add load length and clearance)"	mm	2370			2395										2420									
Performance data	5.1	Travel speed, laden/unladen	km/h	(-/19)(-/19.3)(-/19)	(-/18)(-/18)(-/18)	-/19	(-/19)(-/19.3)(-/19)	(-/18)(-/18)(-/18)	(-/20)	(-/20)	(-/20)	(-/18)(-/18)(-/18)			-/19	-/19	(-/19)(-/19.3)(-/19)	(-/18)(-/18)(-/18)	(-/20)	(-/20)	(-/20)	(-/18)(-/18)(-/18)			-/19	-/19
	5.2	Lift speed, laden/unladen	m/s	0.580/-	0.510/-	0.610/-	0.580/-	0.510/-	0.530/-	0.530/-	0.530/-	0.510/-			0.610/-	0.680/-	0.580/-	0.510/-	0.530/-	0.530/-	0.530/-	0.510/-			0.610/-	0.680/-
	5.3	Lowering speed, laden/unladen	m/s	0.500/-	0.500/-	0.500/-	0.500/-	0.500/-	0.500/-	0.500/-	0.500/-	0.500/-			0.500/-	0.500/-	0.500/-	0.500/-	0.500/-	0.500/-	0.500/-	0.500/-			0.500/-	0.500/-
	5.5	Drawbar pull, laden/unladen	N	(14600/-)(14400/-)(14100/-)	(14800/-)(14600/-)(14300/-)	15500/-	(14600/-)(14400/-)(14100/-)	(14800/-)(14600/-)(14300/-)	(19000/-)	(19000/-)	(19000/-)	(14800/-)(14600/-)(14300/-)			15500/-	16800/-	(14600/-)(14400/-)(14100/-)	(14800/-)(14600/-)(14300/-)	(19000/-)	(19000/-)	(19000/-)	(14800/-)(14600/-)(14300/-)			15500/-	16800/-
	5.7	Gradeability, laden/unladen*	%	(40/-)(39/-)(38/-)	(41/-)(40/-)(39/-)	41/-	(33/-)(33/-)(32/-)	(34/-)(33/-)(33/-)	(37/-)	(37/-)	(37/-)	(34/-)(33/-)(33/-)			34/-	34/-	(30/-)(30/-)(29/-)	(31/-)(30/-)(30/-)	(37/-)	(37/-)	(37/-)	(31/-)(30/-)(30/-)			31/-	34/-
Combustion-engine	7.1	Engine manufacturer/type		YANMAR/4TNE92	GCT(NISSAN)/GK21	ISUZU C240NKFC01	YANMAR/4TNE92	GCT(NISSAN)/GK21LPG	GCT GK21LPG EPA/CARB	GCT GK21LPG NON-CERT	GCT GK21LPG EU StageV	GCT(NISSAN)/GK21			ISUZU C240NKFC01	KUBOTA V2607-CR-E5B	YANMAR/4TNE92	GCT(NISSAN)/GK21LPG	GCT GK21LPG EPA/CARB	GCT GK21LPG NON-CERT	GCT GK21LPG EU StageV	GCT(NISSAN)/GK21			ISUZU C240NKFC01	KUBOTA V2607-CR-E5B
		Emission STD		StageIIIA/Tier3		StageIIIA/GB3	StageIIIA/Tier3		EPA/CARB Tier2		EU StageV				StageIIIA/GB3	EU StageV EPA/CARB Tier4 F	StageIIIA/Tier3		EPA/CARB Tier2		EU StageV				StageIIIA/GB3	EU StageV EPA/CARB Tier4 F
	7.2	Engine power according to DIN ISO 1585	kw	32.8	31.5	35.4	32.8	29	40	38.4	38.4	31.5			35.4	37.4	32.8	29	40	38.4	38.4	31.5			35.4	37.4
	7.3	Rated speed	min	2450	2300	2500	2450	2250	2700	2700	2700	2300			2500	2400	2450	2250	2700	2700	2700	2300			2500	2400
	7.4	Number of cylinders/displacement	(-)/(cm^3)	4/2659	4/2065	4/2369	4/2659	4/2065	4/2065	4/2065	4/2065	4/2065			4/2369	4/2615	4/2659	4/2065	4/2065	4/2065	4/2065	4/2065			4/2369	4/2615
	7.10	Battery voltage/nominal capacity	V/Ah	12/60	12/60	12/60	12/60	12/60	12/60	12/60	12/60	12/60			12/60	12/90	12/60	12/60	12/60	12/60	12/60	12/60			12/60	12/90
		Rated torque	N·m/r/min	142/1600	144/1600	139.9/1800	142/1600	140/1600	150/2000	151/1600	151/1600	144/1600			139.9/1800	171.5/1500	142/1600	140/1600	150/2000	151/1600	151/1600	144/1600			139.9/1800	171.5/1500
		Bore × stroke	mm	92x100	89x83	86x102	92x100	89x93	89x83	89x83	89x83	89x83			86x102	87x110	92x100	89x83	89x83	89x83	89x83	89x83			86x102	87x110
		Transmissions Manufacturer		HANGCHA/OKAMURA/MS		HANGCHA	HANGCHA/OKAMURA/MS		HANGCHA	OKAMURA	HANGCHA/OKAMURA	HANGCHA/OKAMURA/MS			HANGCHA	HANGCHA	HANGCHA/OKAMURA/MS		HANGCHA	OKAMURA	HANGCHA/ OKAMURA	HANGCHA/OKAMURA/MS			HANGCHA	HANGCHA
		Transmissions Type		Powershift																						
		Stage FWD/RVS		1/1																						
Addition data	10.1	Operating pressure for attachments	bar	145																						
	10.4	Fuel tank capacity	liter	50	50	50	50	28	28	28	28	50	28	50	50	50	50	28	28	28	28	50	28	50	50	50

Note：*With suspension seat or cabin

* As a calculated value

MS transmission with wet brake

XF series 2.0t forklift specification：

Distinguishing mark	1.1	HANGCHA GROUP CO.,LTD.																		
	1.2	CPCD20-XW33F/B/M	CPYD20-XW52F/B/M	CPYD20-XW71F	CPYD20-XW77B	CPYD20-XH3F/B	CPQD20-XW22F/B/M	CPYD20-XW22F/B/M	CPQYD20-XW22F/B/M	CPCD20-XW32F	CPYD20-XW51F	CPQD20-XW21F	CPYD20-XW21F	CPQYD20-XW21F	CPCD20-XW43F/B	CPCD20-XW55F/B	CPCD20-XW56F/B/M	CPCD20-XW10F	CPCD20-XW97F	CPCD20-XH7F/B
	1.3	Diesel	LPG	LPG	LPG	LPG	Gasoline	LPG	DUAL FUEL	Diesel	LPG	Gasoline	LPG	DUAL FUEL	Diesel	Diesel	Diesel	Diesel	Diesel	Diesel
	1.5	2000																		
	1.6	500																		
	1.8	465																		
		415																		
	1.9	1650																		
Weight	2.1	3405																		
	2.2	4705/700																		
	2.3	1610/1795																		
Tyres, chassis	3.2	7.00-12-12PR																		
	3.3	6.00-9-10PR																		
	3.6	965																		
	3.7	973																		
Dimensions	4.1	6/12																		
	4.2	2035																		
	4.3	140																		
	4.4	3000																		
	4.5	4045																		
	4.7	2135(2215*)																		
	4.20	2530																		
	4.21	1155																		
	4.22	1070x122x40																		
	4.31	115																		
	4.32	150																		
	4.35	2180																		
		2645																		
Performance data	5.1	(-/18.2)(-/18.6)(-/17.9)	(-/19)(-/19.4)(-/18.7)	(-/21)	(-/20)	(-/20)	(-/19)(-/19.4)(-/18.7)			-/19.4	-/18.2	-/18.2			(-/18.2)(-/18.6)	(-/18.2)(-/18.6)	(-/17.5)(-/18)	-/19.7	-/18.5	-/18.5
	5.2	0.620/-	0.560/-	0.560/-	0.560/-	0.560/-	0.560/-			0.600/-	0.490/-	0.490/-			0.620/-	0.620/-	0.620/-	0.590/-	0.600/-	0.600/-
	5.3	0.500/-	0.500/-	0.500/-	0.500/-	0.500/-	0.500/-			0.500/-	0.500/-	0.500/-			0.500/-	0.500/-	0.500/-	0.500/-	0.500/-	0.500/-
	5.5	(19800/-)(19400/-)(19500/-)	(18700/-)(18300/-)(18400/-)	(21000/-)	(21000/-)	(21000/-)	(18700/-)(18300/-)(18400/-)			14300/-	14500/-	14500/-			(19800/-)(19400/-)	(19800/-)(19400/-)	(19800/-)(19400/-)(19500/-)	15000/-	19500/-	19500/-
	5.7	(35/-)(34/-)(34/-)	(33/-)(32/-)(32/-)	(30/-)	(30/-)	(30/-)	(33/-)(32/-)(32/-)			24/-	25/-	25/-			(35/-)(34/-)	(35/-)(34/-)	(35/-)(34/-)(34/-)	25/-	25/-	27/-
Combustion-engine	7.1	YANMAR/4TNE98	GCT(NISSAN)/GK25LPG	GCT GK25LPG EPA/CARB CERT	GCT GK25LPG NON-CERT	GCT GK25LPG EU StageV	GCT(NISSAN)/GK25			YANMAR/4TNE92	GCT(NISSAN)/GK21LPG	GCT(NISSAN)/GK21			CUMMINS/QSF2.8t3NA49	MITSUBISHI/S4S-Z362CSFL	YANMAR/4TNV94L-BXPHZ	ISUZU C240NKFC01	KUBOTA V2607-CR-E5B	XINCHAI 3E22YG51
		StageIIIA/Tier3				EU StageV				StageIIIA/Tier3					StageIIIA	StageIIIA	StageIIIA	StageIIIA/GB3	EU StageV EPA/CARB Tier4 F	EU StageV
	7.2	42.1	35	45.8	43.4	43.4	38			32.8	29	31.5			36.5	35.3	34.6	35.4	37.4	44.8
	7.3	2300	2400	2700	2700	2700	2400			2450	2250	2300			2500	2250	2400	2500	2400	2400
	7.4	4/3319	4/2488	4/2488	4/2488	4/2488	4/2488			4/2659	4/2065	4/2065			4/2800	4/3331	4/3054	4/2369	4/2615	3/2230
	7.10	12/90	12/60	12/60	12/60	12/60	12/60			12/90	12/60	12/60			12/90	12/90	12/90	12/90	12/90	12/90
		186/1700	170/1600	187/1600	183.5/1600	188/1600	185/1600			142/1600	140/1600	144/1600			186/1500	165/1700	191~208.5/1500	139.9/1800	171.5/1500	210/1600-1800
		98×110	89×100	89×100	89×100	89×100	89×100			92×100	89×83	89×83			94x100	94x120	94x110	86x102	87x110	94×107
		HANGCHA/OKAMURA/MS		HANGCHA	OKAMURA	HANGCHA/OKAMURA	HANGCHA/OKAMURA/MS			HANGCHA					HANGCHA/OKAMURA		HANGCHA/OKAMURA/MS	HANGCHA	HANGCHA	HANGCHA/OKAMURA
		\																		
		1/1																		
Addition data	10.1	175																		
	10.4	60	40	40	40	40	60	40	60	60	40	60	40	60	60	60	60	60	60	60

Note：*With suspension seat or cabin

* As a calculated value

MS transmission with wet brake

XF series 2.5t forklift specification：

Distinguishing mark	1.1	HANGCHA GROUP CO.,LTD.																		
	1.2	CPCD25-XW33F/B/M	CPYD25-XW52F/B/M	CPYD25-XW71F	CPYD25-XW77B	CPYD25-XH3F/B	CPQD25-XW22F/B/M	CPYD25-XW22F/B/M	CPQYD25-XW22F/B/M	CPCD25-XW32F	CPYD25-XW51F	CPQD25-XW21F	CPYD25-XW21F	CPQYD25-XW21F	CPCD25-XW43F/B	CPCD25-XW55F/B	CPCD25-XW56F/B/M	CPCD25-XW10F	CPCD25-XW97F	CPCD25-XH7F/B
	1.3	Diesel	LPG	LPG	LPG	LPG	Gasoline	LPG	DUAL FUEL	Diesel	LPG	Gasoline	LPG	DUAL FUEL	Diesel	Diesel	Diesel	Diesel	Diesel	Diesel
	1.5	2500																		
	1.6	500																		
	1.8	465																		
		490																		
	1.9	1650																		
Weight	2.1	3765																		
	2.2	5475/790																		
	2.3	1560/2205																		
Tyres, chassis	3.2	7.00-12-12PR																		
	3.3	6.00-9-10PR																		
	3.6	965																		
	3.7	973																		
Dimensions	4.1	6/12																		
	4.2	2035																		
	4.3	140																		
	4.4	3000																		
	4.5	4045																		
	4.7	2135(2215*)																		
	4.20	2605																		
	4.21	1155																		
	4.22	1070×122×40																		
	4.31	115																		
	4.32	150																		
	4.35	2245																		
		2710																		
Performance data	5.1	(-/18.2)(-/18.6)(/17.9)	(-/19)(-/19.4)(-/18.7)	(-/21)	(-/20)	(-/20)	(-/19)(-/19.4)(-/18.7)			-/19.4	-/18.2	-/18.2			(-/18.2)(-/18.6)	(-/18.2)(-/18.6)	(-/17.5)(-/18)	-/19.7	-/18.5	-/19
	5.2	0.620/-	0.560/-	0.560/-	0.560/-	0.560/-	0.560/-			0.600/-	0.490/-	0.490/-			0.620/-	0.620/-	0.620/-	0.590/-	0.600/-	0.600/-
	5.3	0.500/-	0.500/-	0.500/-	0.500/-	0.500/-	0.500/-			0.500/-	0.500/-	0.500/-			0.500/-	0.500/-	0.500/-	0.500/-	0.500/-	0.500/-
	5.5	(19800/-)(19400/-)(19500/-)	(18700/-)(18300/-)(18400/-)	(21000/-)	(21000/-)	(21000/-)	(18700/-)(18300/-)(18400/-)			14300/-	14500/-	14500/-			(19800/-)(19400/-)	(19800/-)(19400/-)	(19800/-)(19400/-)(19500/-)	15000/-	19500/-	19500/-
	5.7	(30/-)(29/-)(29/-)	(28/-)(27/-)(27/-)	(30/-)	(30/-)	(30/-)	(28/-)(27/-)(27/-)			21/-	21/-	21/-			(30/-)(29/-)	(30/-)(29/-)	(30/-)(29/-)(29/-)	20/-	23/-	25/-
Combustion-engine	7.1	YANMAR/4TNE98	GCT(NISSAN)/GK25LPG	GCT GK25LPG EPA/CARB CERT	GCT GK25LPG NON-CERT	GCT GK25LPG EU StageV	GCT(NISSAN)/GK25			YANMAR/4TNE92	GCT(NISSAN)/GK21LPG	GCT(NISSAN)/GK21			CUMMINS/QSF2.8t3NA49	MITSUBISHI/S4S-Z362CSFL	YANMAR/4TNV94L-BXPHZ	ISUZU C240NKFC01	KUBOTA V2607-CR-E5B	XINCHAI 3E22YG51
		StageIIIA/Tier3				EU StageV				StageIIIA/Tier3					StageIIIA	StageIIIA	StageIIIA	StageIIIA/GB3	EU StageV EPA/CARB Tier4 F	EU StageV
	7.2	42.1	35	45.8	43.4	43.4	38			32.8	29	31.5			36.5	35.3	34.6	35.4	37.4	44.8
	7.3	2300	2400	2700	2700	2700	2400			2450	2250	2300			2500	2250	2400	2500	2400	2400
	7.4	4/3319	4/2488	4/2488	4/2488	4/2488	4/2488			4/2659	4/2065	4/2065			4/2800	4/3331	4/3054	4/2369	4/2615	3/2230
	7.10	12/90	12/60	12/60	12/60	12/60	12/60			12/90	12/60	12/60			12/90	12/90	12/90	12/90	12/90	12/90
		196/1700	170/1600	187/1600	183.5/1600	188/1600	185/1600			142/1600	140/1600	144/1600			186/1500	165/1700	191~208.5/1500	139.9/1800	171.5/1500	210/1600-1800
		98×110	89×100	89×100	89×100	89×100	89×100			92×100	89×83	89×83			94x100	94x120	94x110	86x102	87x110	94×107
		HANGCHA/OKAMURA/MS		HANGCHA	OKAMURA	HANGCHA/OKAMURA	HANGCHA/OKAMURA/MS			HANGCHA					HANGCHA/OKAMURA		HANGCHA/OKAMURA/MS	HANGCHA	HANGCHA	HANGCHA/OKAMURA
		Powershift																		
		1/1																		
Addition data	10.1	175																		
	10.4	60	40	40	40	40	60	40	60	60	40	60	40	60	60	60	60	60	60	60

Note：*With suspension seat or cabin

* As a calculated value

MS transmission with wet brake

XF series 3.0t forklift specification：

Distinguishing mark	1.1	Manufacturer		HANGCHA GROUP CO.,LTD.													
	1.2	Manufacturer's type designation		CPCD30-XW33F/B/M	CPYD30-XW52F/B/M	CPYD30-XW71F	CPYD30-XW77B	CPYD30-XH3F/B	CPQD30-XW22F/B/M	CPYD30-XW22F/B/M	CPQYD30-XW22F/B/M	CPCD30-XW43F/B	CPCD30-XW55F/B	CPCD30-XW56F/B/M	CPCD30-XW10F	CPCD30-XW97F	CPCD30-XH7F/B
	1.3	Drive: electric (battery or mains), diesel, petrol, fuel gas		Diesel	LPG	LPG	LPG	LPG	Gasoline	LPG	DUAL FUEL	Diesel	Diesel	Diesel	Diesel	Diesel	Diesel
	1.5	Rated capacity/rated load	Q (kg)	3000													
	1.6	Load centre distance	c (mm)	500													
	1.8	Load distance, centre of drive axle to fork	x (mm)	480													
		Rear overhang	mm	550													
	1.9	Wheelbase	y (mm)	1700													
Weight	2.1	Service Weight	kg	4350													
	2.2	Axle loading, laden front/rear	kg	6450/900													
	2.3	Axle loading, unladen front/rear	kg	1750/2600													
Tyres, chassis	3.2	Tyre size, front		28×9-15-14PR													
	3.3	Tyre size, rear		6.50-10-10PR													
	3.6	Tread, front	b_{10} (mm)	1005													
	3.7	Tread, rear	b_{11} (mm)	975													
Dimensions	4.1	Tilt of mast/fork carriage forward/backward	α/β(°)	6/12													
	4.2	Height, mast lowered	h_1 (mm)	2050													
	4.3	Free lift	h_2 (mm)	145													
	4.4	Lift	h_3 (mm)	3000													
	4.5	Height, mast extended	h_4 (mm)	4145													
	4.7	Height of overhead guard (cabin)	h_6 (mm)	2150(2230*)													
	4.20	Length to face of forks	l_2 (mm)	2730													
	4.21	Overall width	b_1(mm)	1225													
	4.22	Fork dimensions	s/e/l (mm)	1070×122×45													
	4.31	Ground clearance, laden, below mast	m_1 (mm)	130													
	4.32	Ground clearance, centre of wheelbase	m_2 (mm)	165													
	4.35	Turning radius	Wa (mm)	2355													
		"Min. right angle stacking aisle width (Add load length and clearance)"	mm	2835													
Performance data	5.1	Travel speed, laden/unladen	km/h	(-/17.2)(-/17.6) (-/17.6)	(-/17.9)(-/18.4) (-/18.3)	(-/19.8)	(-/19.8)	(-/19.8)	(-/17.9)(-/18.4)(-/18.3)			(-/17.2)(-/17.6)	(-/17.2)(-/17.6)	(-/18.6)(-/19)	-/18.6	-/18.5	-/18.5
	5.2	Lift speed, laden/unladen	m/s	0.490/-	0.450/-	0.480/-	0.480/-	0.480/-	0.450/-			0.490/-	0.490/-	0.490/-	0.470/-	0.500/-	0.480/-
	5.3	Lowering speed, laden/unladen	m/s	0.500/-	0.500/-	0.500/-	0.500/-	0.500/-	0.500/-			0.500/-	0.500/-	0.500/-	0.500/-	0.500/-	0.500/-
	5.5	Drawbar pull, laden/unladen	N	(21000/-)(20500/-) (19900/-)	(19800/-)(19300/-) (18700/-)	(22000/-)	(22000/-)	(22000/-)	(19800/-)(19300/-)(18700/-)			(21000/-) (20500/-)	(21000/-) (20500/-)	(20800/-)(20300/-) (19900/-)	16000/-	20500/-	20500/-
	5.7	Gradeability, laden/unladen*	%	(27/-)(26/-)(25/-)	(25/-)(24/-)(23/-)	(25/-)	(25/-)	(25/-)	(25/-)(24/-)(23/-)			(27/-)(26/-)	(26/-)(25/-)	(27/-)(26/-)(25/-)	19/-	20/-	23/-
Combustion-engine	7.1	Engine manufacturer/type		YANMAR/4TNE98	GCT(NISSAN)/GK25LPG	GCT GK25LPG EPA/ CARB CERT	GCT GK25LPG NON-CERT	GCT GK25LPG EU StageV	GCT(NISSAN)/GK25			CUMMINS/ QSF2.8t3NA49	MITSUBISHI/ S4S-Z362CSFL	YANMAR/ 4TNV94L-BXPHZ	ISUZU C240NKFC01	KUBOTA V2607-CR-E5B	XINCHAI 3E22YG51
		Emission STD		StageIIIA/Tier3				EU StageV						StageIIIA	StageIIIA/GB3	EU StageV EPA/CARB Tier4 F	EU StageV
	7.2	Engine power according to DIN ISO 1585	kw	42.1	35	45.8	43.4	43.4	38			36.5	35.3	34.6	35.4	37.4	44.8
	7.3	Rated speed	min	2300	2400	2700	2700	2700	2400			2500	2250	2400	2500	2400	2400
	7.4	Number of cylinders/displacement	(-)/(cm^3)	4/3319	4/2488	4/2488	4/2488	4/2488	4/2488			4/2800	4/3331	4/3054	4/2369	4/2615	3/2230
	7.10	Battery voltage/nominal capacity	V/Ah	12/90	12/60	12/60	12/60	12/60	12/60			12/90	12/90	12/90	12/90	12/90	12/90
		Rated torque	N·m/r/min	196/1700	170/1600	187/1600	183.5/1600	188/1600	185/1600			186/1500	165/1700	191~208.5/1500	139.9/1800	171.5/1500	210/1600-1800
		Bore × stroke	mm	98×110	89×100	89×100	89×100	89×100	89×100			94x100	94x120	94x110	86x102	87x110	94×107
		Transmissions Manufacturer		HANGCHA/OKAMURA/MS		HANGCHA	OKAMURA	HANGCHA/OKAMURA	HANGCHA/OKAMURA/MS			HANGCHA/OKAMURA		HANGCHA/ OKAMURA/MS	HANGCHA	HANGCHA	HANGCHA/OKAMURA
		Transmissions Type		Powershift													
		Stage FWD/RVS		1/1													
Addition data	10.1	Operating pressure for attachments	bar	175													
	10.4	Fuel tank capacity	liter	40	70	40	40	40	40	70	70	70	70	70	70	70	70

Note：*With suspension seat or cabin

* As a calculated value

MS transmission with wet brake

XF series 3.5t forklift specification：

Distinguishing mark	1.1	Manufacturer		HANGCHA GROUP CO.,LTD.												
	1.2	Manufacturer's type designation		CPCD35-XW33F/B/M	CPYD35-XW52F/B/M	CPYD35-XW71F	CPYD35-XW77B	CPYD35-XH3F/B	CPQD35-XW22F/B/M	CPYD35-XW22F/B/M	CPQYD35-XW22F/B/M	CPCD35-XW43F/B	CPCD35-XW55F/B	CPCD35-XW56F/B/M	CPCD35-XW97F	CPCD35-XH7F/B
	1.3	Drive: electric (battery or mains), diesel, petrol, fuel gas		Diesel	LPG	LPG	LPG	LPG	Gasoline	LPG	DUAL FUEL	Diesel	Diesel	Diesel	Diesel	Diesel
	1.5	Rated capacity/rated load	Q (kg)	3500												
	1.6	Load centre distance	c (mm)	500												
	1.8	Load distance, centre of drive axle to fork	x (mm)	485												
		Rear overhang	mm	615												
	1.9	Wheelbase	y (mm)	1700												
Weight	2.1	Service Weight	kg	4705												
	2.2	Axle loading, laden front/rear	kg	7255/950												
	2.3	Axle loading, unladen front/rear	kg	1720/2985												
Tyres, chassis	3.2	Tyre size, front		28×9-15-14PR												
	3.3	Tyre size, rear		6.50-10-10PR												
	3.6	Tread, front	b_{10} (mm)	1005												
	3.7	Tread, rear	b_{11} (mm)	975												
Dimensions	4.1	Tilt of mast/fork carriage forward/backward	α/β(°)	6/12												
	4.2	Height, mast lowered	h_1 (mm)	2165												
	4.3	Free lift	h_2 (mm)	145												
	4.4	Lift	h_3 (mm)	3000												
	4.5	Height, mast extended	h_4 (mm)	4145												
	4.7	Height of overhead guard (cabin)	h_6 (mm)	2150(2230*)												
	4.20	Length to face of forks	l_2 (mm)	2800												
	4.21	Overall width	b_1(mm)	1225												
	4.22	Fork dimensions	s/e/l (mm)	1070×122×50												
	4.31	Ground clearance, laden, below mast	m_1 (mm)	130												
	4.32	Ground clearance, centre of wheelbase	m_2 (mm)	165												
	4.35	Turning radius	Wa (mm)	2415												
		"Min. right angle stacking aisle width (Add load length and clearance)"	mm	2900												
Performance data	5.1	Travel speed, laden/unladen	km/h	(-/17.2)(-/17.6) (-/17.6)	(-/17.9)(-/18.4) (-/18.3)	(-/19.8)	(-/19.8)	(-/19.8)	(-/17.9)(-/18.4)(-/18.3)			(-/17.2)(-/17.6)	(-/17.2)(-/17.6)	(-/18.6)(-/19)	-/18.5	-/18.5
	5.2	Lift speed, laden/unladen	m/s	0.430/-	0.385/-	0.480/-	0.480/-	0.480/-	0.385/-			0.430/-	0.430/-	0.430/-	0.440/-	0.440/-
	5.3	Lowering speed, laden/unladen	m/s	0.500/-	0.500/-	0.500/-	0.500/-	0.500/-	0.500/-			0.500/-	0.500/-	0.500/-	0.500/-	0.500/-
	5.5	Drawbar pull, laden/unladen	N	(21000/-)(20500/-) (19900/-)	(19800/-)(19300/-) (18700/-)	(22000/-)	(22000/-)	(22000/-)	(19800/-)(19300/-)(18700/-)			(21000/-) (20500/-)	(21000/-) (20500/-)	(20800/-)(20300/-) (19900/-)	20500/-	20500/-
	5.7	Gradeability, laden/unladen*	%	(24/-)(23/-)(22/-)	(22/-)(22/-)(21/-)	(25/-)	(25/-)	(25/-)	(22/-)(22/-)(21/-)			(24/-)(23/-)	(23/-)(22/-)	(24/-)(23/-)(22/-)	20/-	23/-
Combustion engine	7.1	Engine manufacturer/type		YANMAR/4TNE98	GCT(NISSAN)/ GK25LPG	GCT GK25LPG EPA/ CARB CERT	GCT GK25LPG NON-CERT	GCT GK25LPG EU StageV	GCT(NISSAN)/GK25			CUMMINS/ QSF2.8t3NA49	MITSUBISHI/ S4S-Z362CSFL	YANMAR/ 4TNV94L-BXPHZ	KUBOTA VZ607-CR-E5B	XINCHAI 3E22YG51
		Emission STD		StageIIIA/Tier3				EU StageV						StageIIIA	EU StageV EPA/CARB Tier4 F	EU StageV
	7.2	Engine power according to DIN ISO 1585	kw	42.1	35	45.8	43.4	43.4	38			36.5	35.3	34.6	37.4	44.8
	7.3	Rated speed	min	2300	2400	2700	2700	2700	2400			2500	2250	2400	2400	2400
	7.4	Number of cylinders/displacement	(-)/(cm^3)	4/3319	4/2488	4/2488	4/2488	4/2488	4/2488			4/2800	4/3331	4/3054	4/2615	3/2230
	7.10	Battery voltage/nominal capacity	V/Ah	12/90	12/60	12/60	12/60	12/60	12/60			12/90	12/90	12/90	12/90	12/90
		Rated torque	N m/r/min	196/1700	170/1600	187/1600	183.5/1600	188/1600	185/1600			186/1500	165/1700	191~208.5/1500	171.5/1500	210/1600-1800
		Bore × stroke	mm	98×110	89×100	89×100	89×100	89×100	89×100			94x100	94x120	94x110	87x110	94×107
		Transmissions Manufacturer		HANGCHA/OKAMURA/MS		HANGCHA	OKAMURA	HANGCHA/OKAMURA	HANGCHA/OKAMURA/MS			HANGCHA/OKAMURA		HANGCHA/ OKAMURA/MS	HANGCHA	HANGCHA/OKAMURA
		Transmissions Type		Powershift												
		Stage FWD/RVS		1/1												
Addition data	10.1	Operating pressure for attachments	bar	175												
	10.4	Fuel tank capacity	liter	40	70	40	40	40	40	70	70	70	70	70	70	70

Note: *With suspension seat or cabin

* As a calculated value
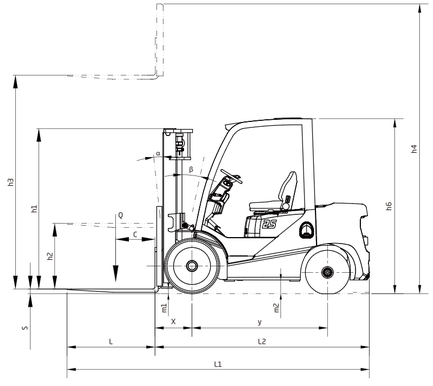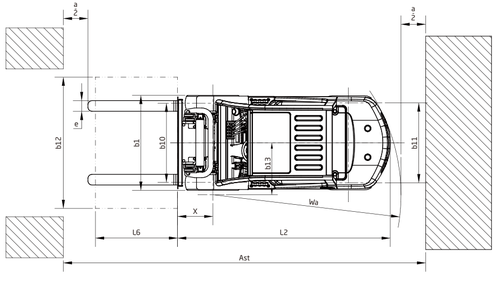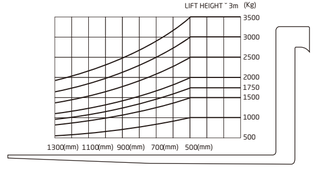
MS transmission with wet brake