



ZHEJIANG HANGCHA IMP. & EXP. CO., LTD.

Factory site: 666 Xiangfu Road,
Hangzhou, Zhejiang, China (311305)

Tel: +86-571-88926735 88926755
Fax: +86-571-88926789 88132890

sales@hcforklift.com
www.hcforklift.com



Follow us on
Facebook



Follow us on
YouTube



Follow us on
WeChat



Download "Hangcha
Forklift" App



ISO14001
ISO14001:2015



ISO9001
ISO9001:2015



HANGCHA trucks conform
to the European Safety
Requirements.

2023 VERSION 2/COPYRIGHT 2023/04

HANGCHA GROUP CO., LTD. reserves the right to make any changes without notice concerning colors, equipment, or specifications detailed in this brochure, or to discontinue individual models. The colors of trucks, delivered may differ slightly from those in brochures.



A Series 3 Wheel Electric Forklift Truck

with capacities of 1,300 to 2,000kg

The World of Hangcha



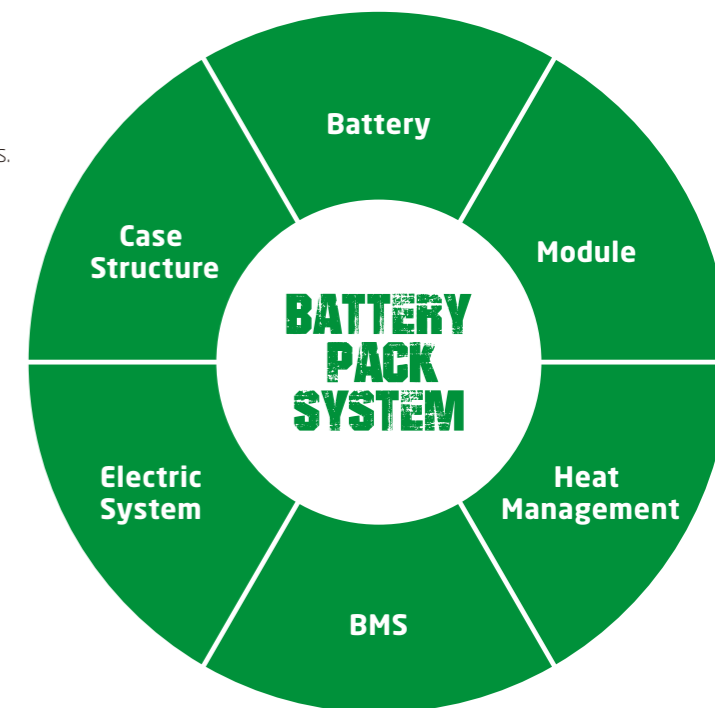
LI-ION POWER



INNOVATIVE SOLUTIONS NEW POWER NOW

Innovative, reliable lithium-ion technology (Lithium Iron-Phosphate), which are developed jointly by HANGCHA and CATL. Battery cells and modules are from CATL, with reliable quality, exclusively for HANGCHA.

- / We use square lithium iron phosphate batteries and modules used in large quantities by commercial vehicles in mature economies.
- / The module uses an aluminum alloy frame which is sturdy, lightweight and with excellent heat dissipation.
- / Safe and effective: Charging efficiency as high as 98%, thermal runaway temperature 600 °C or above.
- / Adapted to low temperatures: Comes standard with an electrical heating feature, ensuring normal operation in low temperatures.
- / Quick charging: 2 hours full charge, economic use of each break.
- / Long-working: 4000 charging cycles, capacity retention greater than 80%.
- / Maintenance-free: Battery does not require manual maintenance.
- / Green and clean: Pollution-free, zero emissions.



Li-Ion
2 hours
100%

Lead-acid batteries
8-10 hours 100%

Rapid charging and opportunity charging ensure continuous availability of vehicles

Li-Ion powered forklifts are always available. They allow for fast full charging or boost charging (100 % charge in 2 hours). They are maintenance free and do not require a battery change when used for multi-shift operations.



TITANS CHARGER



Customer can order A series 3W 1.6-2.0t with lithium battery power from HANGCHA now.

Lightweight design, flexible, high level of energy efficiency, maintenance-free, provide long service life.



**5 YEARS
WARRANTY**

Li-Ion Battery Pack specification

Manufacturers type designation		CPDS16-AD8G-I* CPDS16-AC8G-I*	CPDS18-AD8G-I* CPDS18-AC8G-I*	CPDS20-AD8G-I* CPDS20-AC8G-I*
Battery voltage, capacity	V/Ah	51.52/500	51.52/500	51.52/500
Titans charger		SLC-48200	SLC-48200	SLC-48200
Battery weight	kg	270	270	270

Note: * CE model



Comfort

- / Thanks to the new designed adjustable levers, the operator can work more comfortable. New designed dashboard is easy to see and provides friendly human-computer interaction and with running hours, self diagnosis functions and the battery power show.
- / Both the steering column and seat can be adjusted easily, every operator can find the best driving position.
- / Low vibration and suspension seat reduce the driver's fatigue.

Stability

- / Sinking type battery layout provides good stability especially during cornering.
- / The soft landing system protects the forks from dashing against the ground.

Safety

- / Emergency switch is standard specification which meets the Euro safety regulation.
- / Both electronics and hydraulic system are equipped with overloading protection system.
- / Driving speed is automatically reduction during cornering.

Maintenance

- / Full opened battery cover is easy for battery service and changing.
- / The service engineer can remove the front floor board without any tool, it is convenient for the maintenance.

Advance

- / World famous controller, connectors, battery plug and emergency switch are applied to ensure the reliability of the performance and provides easy service.
- / High frequency MOSFET integrated control system provides accurate control of travelling, lifting and better adjustable performance that better matches with the motor. No roll-back on ramp is also provided thanks to MOSFET controller. Motor brake is for regenerative braking during deceleration, direction changing, and downward slope.

Standard Specification

- / High efficiency AC driving motor
- / Multi-functions instrument
- / Front dual driving motors
- / Rubber floor mat
- / Solid tyre
- / Emergency disconnect switch
- / 2-valve inside chassis
- / LED headlight
- / Rear combination LED light
- / Panoramic rearview mirror (in the middle position of the overhead guard)
- / 3 meters duplex wide view mast
- / Adjustable steering column
- / Full electronic controlled travelling, lifting and steering
- / Horn and reversing buzzer
- / File folder
- / CAN-BUS system
- / Low noise gear pump (Brand: Shimadzu, Made in Japan)
- / Full hydraulic steering
- / Soft landing system
- / Non suspension seat: Grammer GS12 with switch
- / ZF reducer

Options

- / 3rd or 4th hydraulic function
- / 2.5-4.5 meters duplex mast
- / 4.3-6.5 meters triplex mast
- / Rear working LED light
- / Reversing assist grip with horn button
- / Integrated sideshifter
- / Other attachments
- / Other dimension forks
- / Special carriage and backrest
- / Big capacity battery
- / CATL lithium battery pack
- / Toolbox
- / Non-marking tyre
- / Battery charger
- / Battery side roll-out (Using pallet truck or trolley)(Not for Lithium battery)
- / Fingertip control on the adjustable armrest
- / Cold store protection(Not for Lithium battery)
- / Suspension seat
- / Full closed cabin
- / Socket for other equipment
- / Blue spot light
- / OPS system

Appearance

- / Compact design meets the limited space operation requirement. Eyeball catching designed smooth outline and metal material applied for exposed parts, all provide robust construction of the A series three-pivot electric counterbalance forklift truck.

Maneuverability

- / Front dual separated driving motors can realize the wheels forward or backward independently, the small turning radius is suitable for narrow channel; Imported reducer, high power driving motor provides a reliable and strong performance.

High Efficiency


- / High power pump motor and low noise gear pump, both improve the lifting speed and work efficiency.
- / Regenerative braking during deceleration is more energy saving and effectively.



Front dual separated motors



Panoramic rearview mirror



Cover can be easily opened by adjusting the levels forward



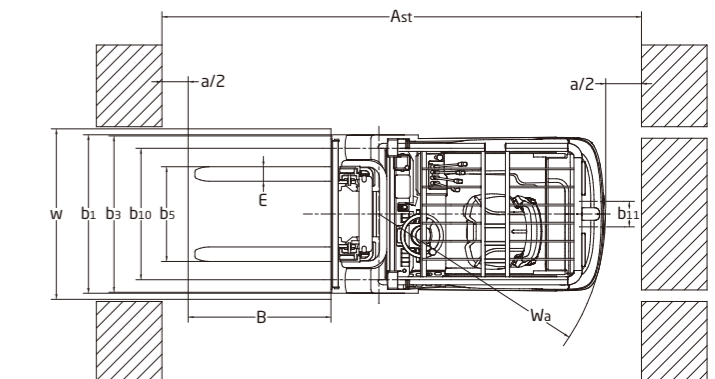
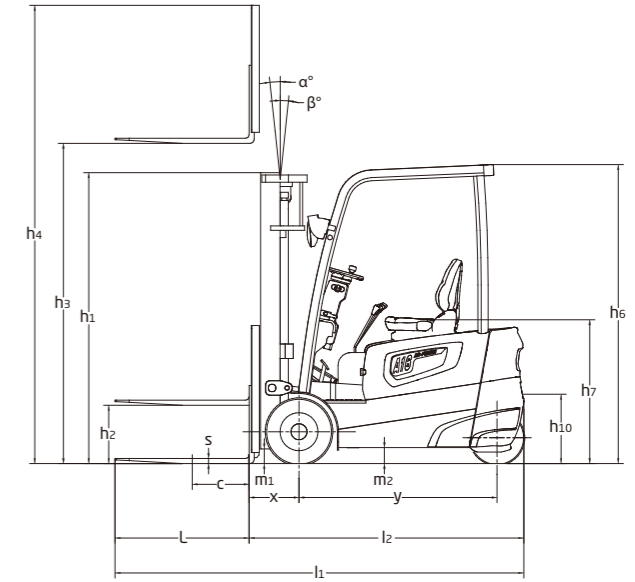
The small turning radius is suitable for narrow channel



A Series 3-pivot Electric Forklift Truck

		HANGCHA GROUP CO., LTD.									
Distinguishing mark	1.1	Manufacturer									
	1.2	Manufacturers type designation									
Weight	1.3	Drive: electric (battery or mains), diesel, petrol, fuel gas									
	1.4	Operator type: hand, pedestrian, standing, seated, order-picker									
Tyres-chassis	1.5	Load capacity/rated load									
	1.6	Load centre distance									
Dimensions	1.8	Load distance, centre of drive axle to fork									
	1.9	Wheelbase									
Performance Data	2.1	Service Weight									
	2.2	Axle loading, laden front/rear									
Electric engine	2.3	Axle loading, unladen front/rear									
	3.1	Tyres: solid rubber, superelastic, pneumatic, polyurethane									
Addition data	3.2	Tyre size, front									
	3.3	Tyre size, rear									
Performance Data	3.5	Wheels, number front rear (x = driven wheels)									
	3.6	Tread, front									
Performance Data	3.7	Tread, rear									
	4.1	Tilt of mast/fork carriage forward/backward									
Performance Data	4.2	Height, mast lowered									
	4.3	Free lift									
Performance Data	4.4	Lift									
	4.5	Height, mast extended									
Performance Data	4.7	Height of overhead guard STD.									
	4.9	Seat height/stand height									
Performance Data	4.12	Coupling height									
	4.19	Overall length									
Performance Data	4.20	Length to face of forks									
	4.21	Overall width									
Performance Data	4.22	Fork dimensions									
	4.23	Fork carriage DIN 15 173 --- ISO 2328, class/type A,B									
Performance Data	4.24	Fork-carriage width									
	4.25	Distance between fork-arms									
Performance Data	4.31	Ground clearance, laden, below mast									
	4.32	Ground clearance, centre of wheelbase									
Performance Data	4.34.1	Aisle width for pallets 1000 x 1200 crossways									
	4.34.2	Aisle width for pallets 800 x 1200 lengthways									
Performance Data	4.35	Turning radius									
	4.36	Internal turning radius									
Performance Data	5.1	Travel speed, laden/unladen									
	5.2	Lift speed, laden/unladen									
Performance Data	5.3	Lowering speed, laden/unladen									
	5.5	Drawbar pull, laden/unladen									
Performance Data	5.6	Max. Drawbar pull, laden/unladen									
	5.7	Gradeability, laden/unladen									
Performance Data	5.8	Max. gradeability, laden/unladen									
	5.9	Acceleration time, laden/unladen (0-10m)									
Performance Data	5.10	Service brake									
	5.11	Parking brake									
Performance Data	6.1	Drive motor rating S2 60 min									
	6.2	Lift motor rating at S3 15%									
Performance Data	6.3	Battery acc. to DIN 43 531/35/36 A,B,C, no									
	6.4	Battery voltage, nominal capacity K5									
Performance Data	6.5	Battery weight									
	6.6	Energy consumption acc. to VDI cycle									
Performance Data	6.6	Min. battery weight									
	6.6	Max. battery weight									
Performance Data	8.1	Type of drive control									
	9.1	Manufacturer									
Performance Data	10.1	Operating pressure for attachments									
	10.2	Oil volume for attachments									
Performance Data	10.3	Hydraulic Tank - capacity (drain & refill)									
	10.7	Sound level at the driver's ear according to EN / DIN 12 053									
Performance Data	10.8	Towing coupling, type DIN									

AC7: means Curtis AC traveling system with DC Pump system, semi-AC system AC8: means Curtis AC traveling system with AC Pump system, full-AC system
 AZ5: means ZAPI AC traveling system with DC Pump system, semi-AC system AZ6: means ZAPI AC traveling system with AC Pump system, full-AC system
 AD5: means Inmotion AC traveling system with DC Pump system, semi-AC system AD6: means Inmotion AC traveling system with AC Pump system, full-AC system
 * CE model



a=200mm safety clearance

$$Ast = a + Wa + \sqrt{(X+B)^2 + (W/2)^2}$$

X: Load distance
 B: Length of load or forks which is longer

1.3-2.0t Mast Specification:

NO.	Type	Model	Lifting height	Lowered overall height	Overall height		Free lifting height		Tilting range		Capacity				
					With backrest	Without backrest	With backrest	Without backrest	Forward	Backward	Load center@500mm				
					mm	mm	mm	mm	(°)	(°)	1.3t	1.5t	1.6t	1.8t	2.0t
1	Duplex wide view mast	M250	2500	1745	3445	3065	145	145	5.5	6	1300	1500	1600	1800	2000
2		M270	2700	1845	3645	3265	145	145	5.5	6	1300	1500	1600	1800	2000
3		M300	3000	1995	3945	3565	145	145	5.5	6	1300	1500	1600	1800	2000
4		M330	3300	2145	4245	3865	145	145	5.5	6	1300	1500	1600	1800	2000
5		M350	3500	2245	4445	4065	145	145	5.5	6	1300	1500	1600	1800	2000
6		M360	3600	2295	4545	4165	145	145	5.5	6	1300	1500	1600	1800	2000
7		M400	4000	2545	4945	4565	145	145	3.5	5	1300	1500	1600	1800	2000
8		M430	4300	2710	5245	4865	145	145	3.5	5	1200	1450	1600	1800	1950
9		M450	4500	2820	5445	5065	145	145	3.5	5	1100	1400	1500	1700	1900
1		Duplex full-free lifting mast	U250	2500	1745	3455	3095	800	1160	5.5	6	1300	1500	1600	1800
2	U270		2700	1845	3655	3295	900	1260	5.5	6	1300	1500	1600	1800	2000
3	U300		3000	1995	3955	3595	1050	1410	5.5	6	1300	1500	1600	1800	2000
4	U330		3300	2145	4255	3895	1200	1560	5.5	6	1300	1500	1600	1800	2000
5	U350		3500	2245	4455	4095	1300	1660	5.5	6	1300	1500	1600	1800	2000
6	U360		3600	2295	4555	4195	1350	1710	5.5	6	1300	1500	1600	1800	2000
7	U400		4000	2545	4955	4595	1600	1960	3.5	5	1300	1500	1600	1800	2000
8	N400		4000	1910	4955	4595	965	1325	3.5	5	1300	1500	1600	1800	2000
9	N430		4300	2010	5255	4895	1065	1425	3.5	5	1200	1400	1550	1700	1900
10	N450		4500	2075	5455	5095	1130	1490	3.5	5	1100	1350	1500	1600	1800
1	Triplex full-free lifting mast	N480	4800	2175	5755	5395	1230	1590	3.5	5	1000	1300	1450	1600	1700
2		N500	5000	2240	5955	5595	1295	1655	3.5	5	900	1250	1400	1500	1600
3		N550	5500	2410	6455	6095	1465	1825	3.5	5	800	1150	1300	1400	1500
4		N600	6000	2625	6955	6625	1680	2010	3.5	5	700	1000	1100	1200	1300
5		N650	6500	2840	7455	7170	1895	2180	3.5	5	530	800	900	1000	1100

