



**HANGCHA GROUP CO., LTD.**

Factory site: 666 Xiangfu Road,  
Hangzhou, Zhejiang, China (311305)

Tel: +86-571-88926735 88926755  
Fax: +86-571-88926789 88132890

sales@hcforklift.com www.hcforklift.com



Follow us on  
Facebook



Follow us on  
YouTube



Follow us on  
WeChat



Download "Hangcha  
Forklift" App



ISO45001:2018



ISO14001:2015



ISO9001:2015



HANGCHA trucks conform  
to the European Safety  
Requirements.

# XE SERIES

ELECTRIC FORKLIFT TRUCK WITH  
LITHIUM POWER

With capacity of 4,000 to 5,000kg

HANGCHA GROUP CO., LTD. reserves the right to make any changes without notice concerning colors, equipment, or specifications detailed in this brochure, or to discontinue individual models. The colors of trucks, delivered may differ slightly from those in brochures.

# **XE** SERIES



# BECOME THE FORKLIFT MEETING YOUR DIFFERENT NEEDS.

ADVANCED PERFORMANCE ■

HIGH EFFICIENCY ■

COMFORT ■



■ OUTDOOR OPERATION ABILITY

■ ERGONOMICS

■ RELIABILITY

■ MAINTENANCE

## XE SERIES ELECTRIC FORKLIFT TRUCK WITH LITHIUM POWER

Your reliable, powerful and connected working machine.

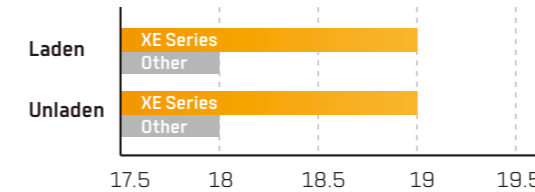
XE series standard lithium battery forklifts are quality products that are developed on the basis of the advantages of the dedicated lithium battery forklift structure and the permanent magnet synchronous motor technology. Inheriting the family design of electric forklifts, some key parts can also be used for internal combustion forklifts.



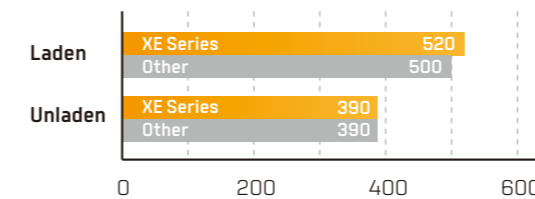
## HIGH EFFICIENCY AND ENERGY SAVING

- With the efficient high-torque motor and high speed ratio speed reducer, upslope degree and acceleration performance are significantly improved.
- The walking motor and lifting motor are both equipped with air coolers to offer better heat dissipation and performance.
- An oil pump reducer is used in the oil pump for the first time to enable the lifting motor to have higher operation efficiency and less energy consumption.

5t load maximum travel speed [km/h]



5t load maximum lift speed [mm/s]



## STYLISH EXTERIOR


- Inherit the family design of dedicated XH and XC series lithium battery forklifts.
- With a smooth and sturdy profile, the vehicle is compact, elegant, stylish and robust.



TAKE  
**ADVANTAGE**  
OF MORE POWER

With the **80V dual permanent magnet synchronous motor system** with higher power density, as well the highly fitted speed reducer, motors and electrical control, under the same operating conditions, compared with the traditional asynchronous motor model, the energy consumption is reduced by 15%-20%.

**15-20%  
ENERGY SAVING**



## ADAPTABILITY TO DIFFERENT SCENARIOS



**1** Smooth driving: Increased distance from the ground enables the forklift to adapt to rugged roads outdoors.



Turning radius  
**2680-2740mm**

**2** Flexible turning: With a small turning radius, the forklift can flexibly move in indoor environments such as cold stores (optional), etc.



**3** Adaptability to cold weather: For the standard configuration, the battery is equipped with an electric heating module to ensure normal operation in cold weather.



**4** Adaptability to rain: The protection level of the vehicle reaches level IPX4, so it can easily resist rainstorms.




## EXCELLENT VISION

Inheriting the advantages of lithium battery forklifts—wide view, large operation space and excellent ergonomic design.

## EPB (Electric Parking Brake) (optional)

The gearbox reserves an installation position for electromagnetic brakes, which can be optionally equipped with an electronic handbrake for more comfortable use.



Reserve electromagnetic brake installation



Electronic hand brake



## COMFORTABLE EXPERIENCE



Large diameter steering wheel for flexible steering and more effortless operation.



Increase the lever ratio to the control lever, resulting in less control force and more comfort.



The color-screen instruments are designed to have graphical interfaces and display data clearly.

## RELIABILITY AND DURABILITY

Having passed the standard verification for both electric forklifts and internal combustion forklifts where the test stringency is higher than that for internal combustion forklifts, the forklift is reliable and durable.



- The enhanced drive axle, speed reducer and internal combustion forklift mast, steering axle and large tires can meet the needs for use of internal combustion forklifts.
- The design of low center of gravity and high load allowance enables more stable operation.

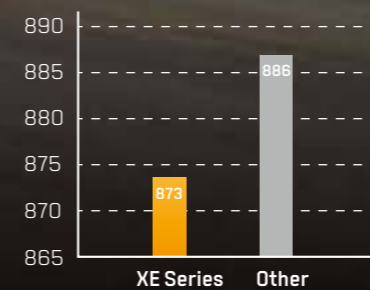


Low center



Tires

5t center of gravity comparison chart



Fully loaded rear axle load ratio [5t larger]



## EASY MAINTENANCE

Maintenance of the entire vehicle is convenient. The side door and front and rear bottom door can be removed without tools, and all maintenance parts are within easy reach.



Battery roll out easily

## Optional battery list

Capacity(Ah)	XE 4-5t	
80V/460Ah	●	EVE
80V/604Ah	☆	CATL
80V/560Ah	○	EVE
80V/608Ah	○	EVE
80V/840Ah	○	EVE
80V/906Ah	☆	CATL

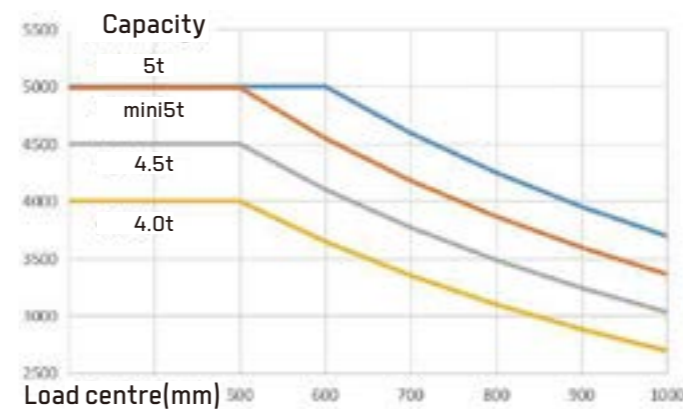
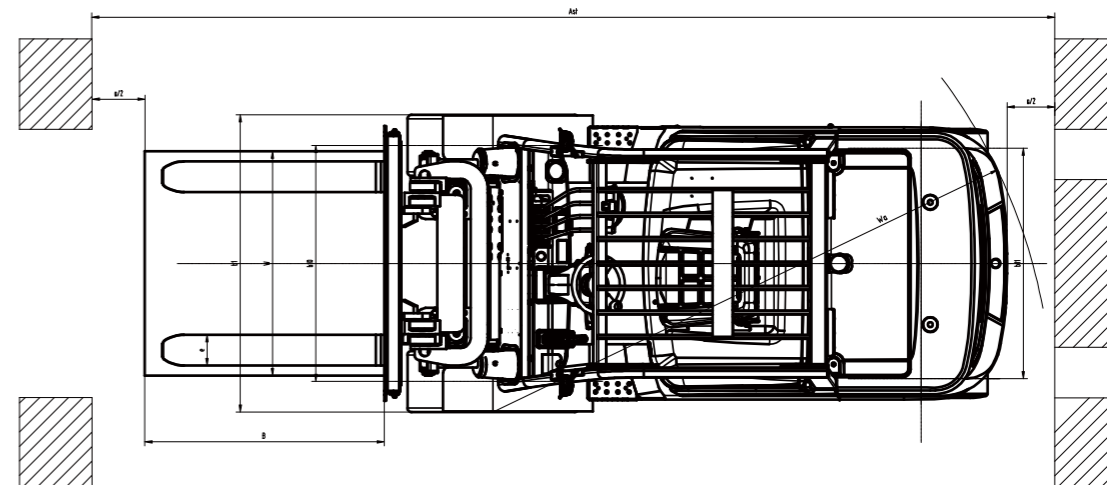
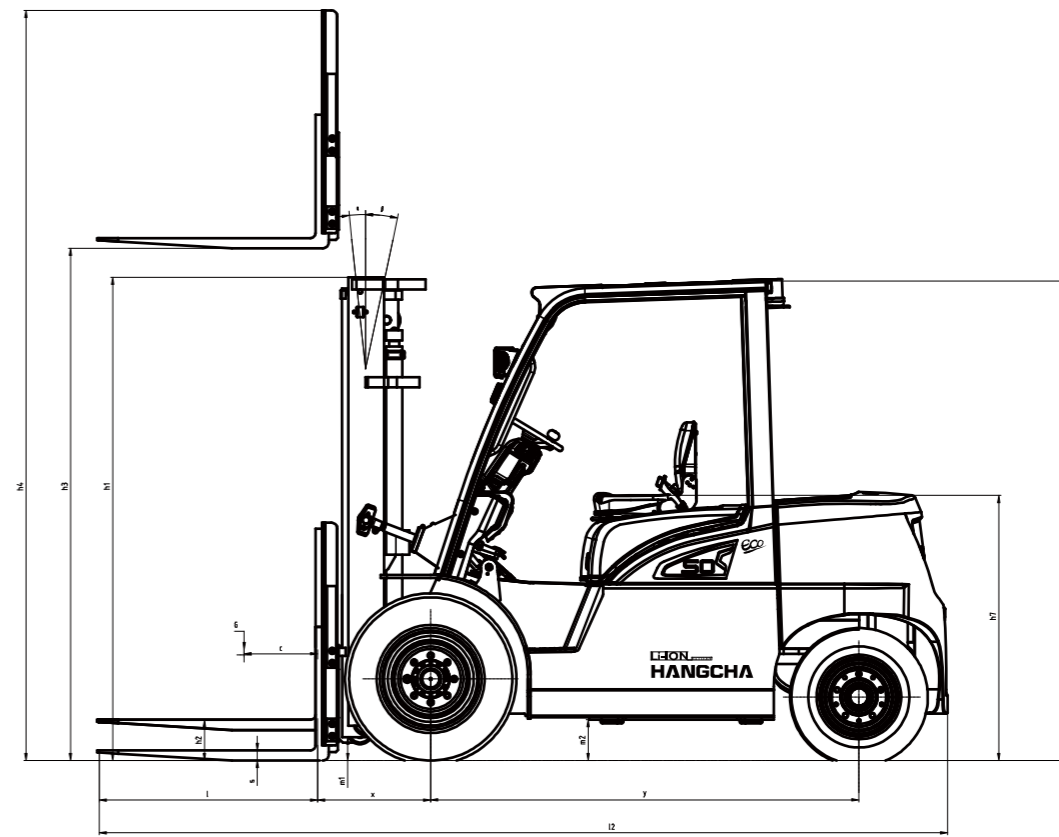
Note: ● Battery; ○ Battery Opt; ☆ Same as XC series



Open the cover at a wide angle

# Technical Data

		HANGCHA GROUP CO., LTD.					
Distinguishing mark	1.1	Manufacturer					
	1.2	Manufacturers type designation	CPD40-KEY2-SI	CPD45-KEY2-SI	CPD50-KEY2-SI	CPD50-KEY2-SI	
	1.3	Drive: electric (battery or mains), diesel, petrol, fuel gas	Electric	Electric	Electric	Electric	
	1.4	Operator type: hand, pedestrian, standing, seated, order-picker	Seated	Seated	Seated	Seated	
	1.5	Load capacity/rated load	Q (kg)	4000	4500	5000	5000
	1.6	Load centre distance	c (mm)	500	500	500	600
	1.7	Load distance, centre of drive axle to fork	x (mm)	555	555	555	565
	1.8	Wheelbase	y (mm)	2100	2100	2100	2100
Weight	2.1	Service Weight	kg	6240	6630	6930	7230
	2.2	Axle loading, laden front/rear	kg	8893/1158	9678/1263	10332/1409	11194/1447
	2.3	Axle loading, unladen front/rear	kg	2972/3268	3007/3623	3010/3920	3020/4210
Tyres, chassis	3.1	Tyres: solid rubber, super elastic, pneumatic, polyurethane		Pneumatic	Pneumatic	Pneumatic	Pneumatic
	3.2	Tyre size, front		8.25-15-14PR	300-15-18PR	300-15-18PR	300-15-18PR
	3.3	Tyre size, rear		7.00-12-12PR	7.00-12-12PR	7.00-12-12PR	7.00-12-12PR
	3.4	Wheels, number front rear (x = driven wheels)		2*/2	2*/2	2*/2	2*/2
	3.5	Tread, front	b10 (mm)	1160	1190	1190	1190
	3.6	Tread, rear	b11 (mm)	1130	1130	1130	1130
	Dimensions	4.1	Tilt of mast/fork carriage forward/backward	Grad	6/12	6/12	6/12
4.2		Height, mast lowered	h1 (mm)	2245	2245	2245	2345
4.3		Free lift	h2 (mm)	150	150	150	150
4.4		Lift	h3 (mm)	3000	3000	3000	3000
4.5		Height, mast extended	h4 (mm)	4220	4220	4372	4372
4.6		Height of overhead guard (cabin)	h6 (mm)	2350 2420	2350 2420	2350 2420	2350 2420
4.7		Coupling height	h10 (mm)	660	660	660	660
4.8		Overall length	l1 (mm)	4120	4120	4160	4300
4.9		Length to face of forks	l2 (mm)	3050	3050	3090	3100
4.21		Overall width	b1 (mm)	1420	1490	1490	1490
4.22		Fork dimensions	s/e/l (mm)	50/122/1070	50/150/1070	50/150/1070	60/150/1200
4.23		Fork carriage DIN 15 173 --- ISO 2328, class/type A,B		ISO 2328 3A	ISO 2328 3A	ISO 2328 4A	ISO 2328 4A
4.24		Fork-carriage width	b3 (mm)	1250	1250	1250	1250
4.25		Distance between fork-arms	bs (mm)	310/1200	310/1200	310/1200	300/1250
4.31		Ground clearance, laden, below mast	m1 (mm)	170	170	170	170
4.32		Ground clearance, centre of wheelbase	m2 (mm)	200	200	200	200
4.33		Aisle width for pallets 1000 x 1200 crossways	Ast (mm)	4435	4435	4495	4505
4.34		Aisle width for pallets 800 x 1200 Lengthways	Ast (mm)	4635	4635	4695	4705
4.35	Turning radius	Ws (mm)	2680	2680	2740	2740	
4.36	Internal turning radius	b13 (mm)	730	730	730	730	
Performance data	5.1	Travel speed, laden/unladen	km/h	19/19	19/19	19/19	19/19
	5.2	Lift speed, laden/unladen	m/s	0.450/0.550	0.430/0.550	0.400/0.520	0.400/0.520
	5.3	Lowering speed, laden/unladen	m/s	0.370/0.420	0.370/0.420	0.370/0.420	0.370/0.420
	5.4	Drawbar pull, laden/unladen	N	19000/20000	19000/20000	19000/20000	19000/20000
	5.5	Max. Drawbar pull, laden/unladen	N	21000	21000	21000	21000
	5.6	Gradeability, laden/unladen	%	17/22	17/22	16/20	16/20
	5.7	Acceleration time, laden/unladen (0-10m)	s	5.0/4.8	5.2/5.0	5.3/5.1	5.4/5.2
	5.8	Service brake		Hydraulic	Hydraulic	Hydraulic	Hydraulic
5.9	Parking brake		Mechanical	Mechanical	Mechanical	Mechanical	
Electric-engine	6.1	Drive motor rating S2 60 min	kW	23	23	23	23
	6.2	Lift motor rating at S3 15%	kW	28	28	28	28
	6.3	Battery voltage, Std	V/Ah	80/460	80/460	80/460	80/460
	6.4	Standard Weight of lithium iron phosphate battery	kg	350	350	350	350
	6.5	Min. battery weight	kg	320	320	320	320
	6.6	Max. battery weight	kg	800	800	800	800
Addition data	8.1	Type of drive control		MOSFET/AC	MOSFET/AC	MOSFET/AC	MOSFET/AC
		Manufacturer		Enpower	Enpower	Enpower	Enpower
		Control Model		MC3336+3808	MC3336+3808	MC3336+3808	MC3336+3808
	8.2	Operating pressure for attachments	bar	185	185	185	185
	8.3	Oil volume for attachments	l/min	65	65	65	65
	8.4	Sound level at the driver's ear according to EN / DIN 12 053	dB (A)	70	70	70	70
	8.5	Towing coupling, type DIN		Ø35 Pin	Ø35 Pin	Ø35 Pin	Ø35 Pin
	9.1	Hydraulic Tank - capacity (drain & refill)	liter	55	55	55	55



## 4.0t Mast specification

Type	Model	Max. Fork Height	Lowered	Overall height		Free lift		Tilt range		Capacity	
				With backrest	Without backrest	With backrest	Without backrest	F/R		load capacity at 500mm	
				mm	mm	mm	mm	(°)	(°)	kg	kg
STD Duplex	XR2D45M245	2450	1970	3620	3260	150	150	6	12	4000	4000
	XR2D45M265	2650	2070	3820	3460	150	150	6	12	4000	4000
	XR2D45M300	3000	2245	4170	3810	150	150	6	12	4000	4000
	XR2D45M330	3300	2395	4470	4110	150	150	6	12	4000	4000
	XR2D45M350	3500	2495	4670	4310	150	150	6	12	4000	4000
	XR2D45M360	3600	2545	4770	4410	150	150	6	12	4000	4000
	XR2D45M370	3700	2595	4870	4510	150	150	6	12	4000	4000
	XR2D45M400	4000	2820	5170	4820	150	150	6	12	4000	4000
	XR2D45M430	4300	2970	5470	5120	150	150	6	6	4000	4000
	XR2D45M450	4500	3070	5670	5320	150	150	6	6	4000	4000
	XR2D45M470	4700	3170	5870	5520	150	150	6	6	4000	4000
	XR2D45M480	4800	3295	5970	5695	150	150	6	6	4000	4000
	XR2D45M500	5000	3395	6170	5895	150	150	6	6	4000	4000
	XR2D45M550	5500	3645	6670	6395	150	150	3	6	3700	4000
	XR2D45M600	6000	3895	7170	6895	150	150	3	6	3600	3700
	Full Free Lift	XR2D45U245	2450	1975	3620	3260	805	1165	6	12	4000
XR2D45U265		2650	2075	3820	3460	905	1265	6	12	4000	4000
XR2D45U300		3000	2250	4170	3810	1080	1440	6	12	4000	4000
XR2D45U330		3300	2400	4470	4110	1230	1590	6	12	4000	4000
XR2D45U350		3500	2500	4670	4310	1330	1690	6	12	4000	4000
XR2D45U370	3700	2600	4870	4510	1430	1790	6	12	4000	4000	
XR2D45U400	4000	2825	5170	4810	1655	2000	6	12	4000	4000	
XR2D45N365	3650	1950	4820	4460	805	1165	6	12	4000	4000	
XR2D45N400	4000	2050	5170	4810	905	1265	6	12	4000	4000	
XR2D45N430	4300	2155	5470	5110	1010	1370	6	6	4000	4000	
XR2D45N450	4500	2225	5670	5310	1080	1440	6	6	4000	4000	
XR2D45N470	4700	2290	5870	5510	1145	1505	6	6	4000	4000	
XR2D45N480	4800	2375	5970	5700	1230	1500	6	6	4000	4000	
XR2D45N500	5000	2425	6170	5850	1280	1640	6	6	3800	4000	
XR2D45N550	5500	2575	6670	6310	1430	1790	3	6	3700	4000	
XR2D45N600	6000	2800	7170	6825	1655	2000	3	6	3600	3700	
XR2D45N650	6500	3020	7670	7375	1905	2200	3	6	3400	3600	
XR2D45N700	7000	3275	8170	8000	2130	2300	3	6	3000	3400	

## mini5.0t Mast specification

Type	Model	Max. Fork Height	Lowered	Overall height		Free lift		Tilt range		Capacity	
				With backrest	Without backrest	With backrest	Without backrest	F/R		load capacity at 500mm	
				mm	mm	mm	mm	(°)	(°)	kg	kg
STD Duplex	XR2D50M245	2450	1970	3830	3260	150	150	6	12	5000	5000
	XR2D50M265	2650	2070	4030	3460	150	150	6	12	5000	5000
	XR2D50M300	3000	2245	4380	3810	150	150	6	12	5000	5000
	XR2D50M330	3300	2395	4680	4110	150	150	6	12	5000	5000
	XR2D50M350	3500	2495	4880	4310	150	150	6	12	5000	5000
	XR2D50M360	3600	2545	4980	4410	150	150	6	12	5000	5000
	XR2D50M370	3700	2595	5080	4510	150	150	6	12	5000	5000
	XR2D50M400	4000	2820	5380	4820	150	150	6	12	5000	5000
	XR2D50M430	4300	2970	5680	5120	150	150	6	6	5000	5000
	XR2D50M450	4500	3070	5880	5320	150	150	6	6	5000	5000
	XR2D50M470	4700	3170	6080	5520	150	150	6	6	5000	5000
	XR2D50M480	4800	3295	6180	5695	150	150	6	6	5000	5000
	XR2D50M500	5000	3395	6380	5895	150	150	6	6	4700	5000
	XR2D50M550	5500	3645	6880	6395	150	150	3	6	4400	4700
	XR2D50M600	6000	3895	7380	6895	150	150	3	6	4000	4200
	Full Free Lift	XR2D50U245	2450	1975	3830	3260	595	1165	6	12	5000
XR2D50U265		2650	2075	4030	3460	695	1265	6	12	5000	5000
XR2D50U300		3000	2250	4380	3810	870	1440	6	12	5000	5000
XR2D50U330		3300	2400	4680	4110	1020	1590	6	12	5000	5000
XR2D50U350		3500	2500	4880	4310	1120	1690	6	12	5000	5000
XR2D50U370		3700	2600	5080	4510	1220	1790	6	12	5000	5000
XR2D50U400		4000	2825	5380	4825	1445	2000	6	12	5000	5000
XR2D50N365		3650	1950	5030	4460	570	1140	6	12	5000	5000
XR2D50N400		4000	2050	5380	4810	670	1240	6	12	5000	5000
XR2D50N430		4300	2155	5680	5110	775	1345	6	6	5000	5000
XR2D50N450		4500	2225	5880	5310	845	1415	6	6	4800	5000
XR2D50N470		4700	2290	6080	5510	910	1480	6	6	4700	4800
XR2D50N480		4800	2375	6180	5610	995	1500	6	6	4700	4800
XR2D50N500		5000	2425	6380	5810	1045	1615	6	6	4500	4700
XR2D50N550		5500	2575	6880	6310	1195	1765	3	6	4400	4500
XR2D50N600		6000	2800	7380	6810	1420	1990	3	6	4100	4400
XR2D50N650	6500	3050	7880	7310	1670	2200	3	6	3900	4100	
XR2D50N700	7000	3275	8380	7810	1895	2300	3	6	3500	3800	

## 4.5t Mast specification

Type	Model	Max. Fork Height	Lowered	Overall height		Free lift		Tilt range		Capacity	
				With backrest	Without backrest	With backrest	Without backrest	F/R		load capacity at 500mm	
				mm	mm	mm	mm	(°)	(°)	kg	kg
STD Duplex	XR2D45M245	2450	1970	3620	3260	150	150	6	12	4500	4500
	XR2D45M265	2650	2070	3820	3460	150	150	6	12	4500	4500
	XR2D45M300	3000	2245	4170	3810	150	150	6	12	4500	4500
	XR2D45M330	3300	2395	4470	4110	150	150	6	12	4500	4500
	XR2D45M350	3500	2495	4670	4310	150	150	6	12	4500	4500
	XR2D45M360	3600	2545	4770	4410	150	150	6	12	4500	4500
	XR2D45M370	3700	2595	4870	4510	150	150	6	12	4500	4500
	XR2D45M400	4000	2820	5170	4820	150	150	6	12	4500	4500
	XR2D45M430	4300	2970	5470	5120	150	150	6	6	4500	4500
	XR2D45M450	4500	3070	5670	5320	150	150	6	6	4500	4500
	XR2D45M470	4700	3170	5870	5520	150	150	6	6	4500	4500
	XR2D45M480	4800	3295	5970	5695	150	150	6	6	4450	4500
	XR2D45M500	5000	3395	6170	5895	150	150	6	6	4450	4400
	XR2D45M550	5500	3645	6670	6395	150	150	3	6	4000	4200
	XR2D45M600	6000	3895	7170	6895	150	150	3	6	3600	3800
	Full Free Lift	XR2D45U245	2450	1975	3620	3260	805	1165	6	12	4500
XR2D45U265		2650	2075	3820	3460	905	1265	6	12	4500	4500
XR2D45U300		3000	2250	4170	3810	1080	1440	6	12	4500	4500
XR2D45U330		3300	2400	4470	4110	1230	1590	6	12	4500	4500
XR2D45U350		3500	2500	4670	4310	1330	1690	6	12	4500	4500
XR2D45U370	3700	2600	4870	4510	1430	1790	6	12	4500	4500	
XR2D45U400	4000	2825	5170	4810	1655	2000	6	12	4500	4500	
XR2D45N365	3650	1950	4820	4460	780	1140	6	12	4500	4500	
XR2D45N400	4000	2050	5170	4810	880	1240	6	12	4500	4500	
XR2D45N430	4300	2155	5470	5110	985	1345	6	6	4500	4500	
XR2D45N450	4500	2225	5670	5310	1055	1415	6	6	4400	4500	
XR2D45N470	4700	2290	5870	5510	1120	1480	6	6	4300	4400	
XR2D45N480	4800	2375	5970	5610	1205	1500	6	6	4300	4400	
XR2D45N500	5000	2425	6170	5810	1255	1615	6	6	4250	4300	
XR2D45N550	5500	2575	6670	6310	1405	1765	3	6	4200	4250	
XR2D45N600	6000	2800	7170	6810	1630	1990	3	6	3800	4000	
XR2D45N650	6500	3020	7670	7310	1850	2200	3	6	3600	3800	
XR2D45N700	7000	3275	8170	7810	2105	2300	3	6	3200	3400	

## 5.0t Mast specification

Type	Model	Max. Fork Height	Lowered	Overall height		Free lift		Tilt range		Capacity	
				With backrest	Without backrest	With backrest	Without backrest	F/R		load capacity at 600mm	
				mm	mm	mm	mm	(°)	(°)	kg	kg
STD Duplex	XR2D55M245	2450	2070	3830	3295	150	150	6	12	5000	5000
	XR2D55M265	2650	2170	4030	3495	150	150	6	12	5000	5000
	XR2D55M300	3000	2345	4380	3845	150	150	6	12	5000	5000
	XR2D55M330	3300	2495	4680	4145	150	150	6	12	5000	5000
	XR2D55M350	3500	2595	4880	4345	150	150	6	12	5000	5000
	XR2D55M360	3600	2645	4980	4445	150	150	6	12	5000	5000
	XR2D55M370	3700	2695	5080	4545	150	150	6	12	5000	5000
	XR2D55M400	4000	2920	5380	4820	150	150	6	12	5000	5000
	XR2D55M430	4300	3070	568							

# Features

Color	Standard	Options
Yellow-black	●	
Other customized color		○
Particular market		
CE Standard		○
Cold storage environment		
-18°C/-30°C		○
Mast		
Standard duplex mast	●	
Configuration Table of the Mast		○
Fork and attachment		
Standard fork	●	
Fork arm carrier	●	
Load backrest	●	
Non-standard series fork		○
Various attachments		○
Tires		
Pneumatic tire (single)	●	
Pneumatic tire (dual)		○
Solid tire (single)		○
Solid tire (single)		○
Multiway valve		
Double multi-way valve	●	
Triple valve		○
Quadruple valve		○
Quintuple valve (4.0-5.0t)		○
Tiller		
Lifting and tilting level	●	
Thumb switch		○
Battery		
Standard lithium battery	●	
Large-capacity lithium battery		○
Quick-change lithium battery		○
Light		
LED head lamp	●	
Turn signal lamp	●	
LED rear combination lamp	●	
Common alarm lamp		○
Acoustic and optical alarm lamp		○
LED rear lamp		○
Blue light		○
Straight projection lamp		○
Horn		
Electric horn	●	
Reverse buzzer	●	
Right rear armrest with horn button		○
Smart module		
Jiachen smart module		○
Safety management module(F4)		○

Safety configuration	Standard	Options
Emergency power-off switch	●	
Fuse box	●	
Soft landing	●	
Reversing radar		○
OPS system		○
Fire extinguisher		○
Ascending buffering		○
Parking brake		
Mechanical handbrake	●	
EPB(Electric Parking Brake)		○
Service braking		
Hydraulic assisted braking	●	
Instrument rack space		
Smart color-screen instrument (speed mode selection)	●	
Combination switch	●	
Cigarette lighter		○
USB port		○
Electronic code lock (start by swiping a card)		○
Driving space		
Standard overhead guard	●	
Central rear view mirror	●	
Front windshield		○
PVC ceiling		○
Cab		○
Electric fan		○
Left and right rear view mirrors		○
Seat		
Standard seat	●	
Fully-suspended seat		○
Semi-suspended seat		○
Other standard configuration		
Drive and lifting controllers	●	
Driving and lifting motors	●	
Oil pump reducer	●	
Silent gear pump	●	
DC-DC converter	●	
Pedal pad	●	
Traction pin	●	
Integral stamped side panel and hood	●	