



HANGCHA GROUP CO., LTD.

Factory site: 666 Xiangfu Road,
Hangzhou, Zhejiang, China (311305)

Tel: +86-571-88926735 88926755
Fax: +86-571-88926789 88132890

sales@hcforklift.com
www.hcforklift.com



Follow us on
Facebook



Follow us on
YouTube



Follow us on
WeChat



Download "Hangcha
Forklift" App



ISO45001
ISO45001:2018



ISO14001
ISO14001:2015



ISO9001
ISO9001:2015



HANGCHA trucks conform
to the European Safety
Requirements.

HANGCHA GROUP CO., LTD. reserves the right to make any changes without notice concerning colors, equipment, or specifications detailed in this brochure, or to discontinue individual models. The colors of trucks, delivered may differ slightly from those in brochures.

2025 VERSION 2/COPYRIGHT 2025/05



Articulating Booms

GTHZ120 / GTHZ170 / GTHZ170C / HZ210A

The World of Hangcha
SINCE 1956



Articulating Booms

This machine has articulation boom which can work across the obstacle. It can carry two people and some tools in the basket. The machine allows you to operate it in limited place with narrow design and small radius turning system. You can operate the machine from basket or base control, so when you want to move it, you do not need to go down the machine. Multi-motion control allows you to operate several actions simultaneously. With this machine, you can do work more efficient and comfortable.

Easy/
Efficiency/
Economy




Standard specification

- / Electrical battery traction
- / Lifting brackets
- / Hour meter
- / Warning buzzer in the basket
- / Voltage indicator
- / Safety manual pump
- / Bus CAN technology
- / Diagnostic help integrated
- / Permanent magnet motors
- / No marking tires
- / Over-load sensor system
- / Integrated charger

Options

- / Socket on basket predisposal
- / Working lights
- / Flashing beacon
- / Buzzer (all motion alarm)
- / Air predisposal
- / Rough terrain tyres
- / Lithium battery



Basket: can be rotated left and right at an Angle of 140°



Base control box: the control box can be used to control each action of the device, easy to understand



Tires: foam-filled tires with good off-road performance



Basket control box: each action of the device can be controlled through the control box to quickly reach the working area, and the control is simple and easy to understand



Standard tracking battery: Reduce 40% of the charge time, raise 50% of the life time

Features

- / Permanent magnet drive: Efficiency increased by more than 20%, high response, high control accuracy and more smooth operation.
- / Automatic slow down differential steering for smoother turns and less tire wear.
- / 80V high voltage platform reduces energy consumption and is more environmentally friendly.
- / The IP level of key components with high protection level reaches IP67.
- / Complete true shooting on information can be found on the display screen.
- / The maximum climbing slope can reach more than 25%.
- / The maximum driving speed is 6km/h,much more faster than before.



Permanent magnet drive (Standard)



GTHZ170C

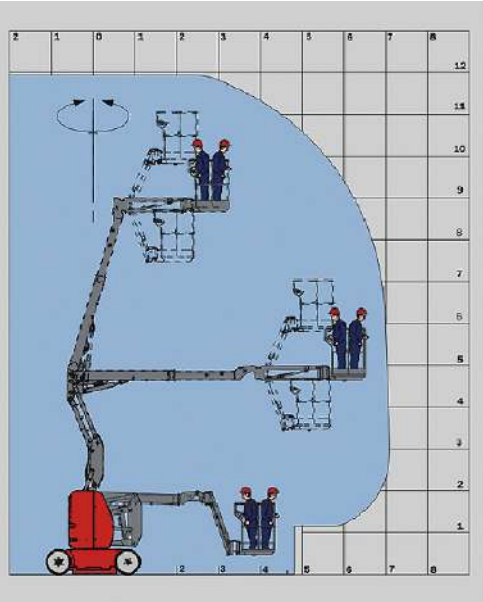
GTHZ170

GTHZ120

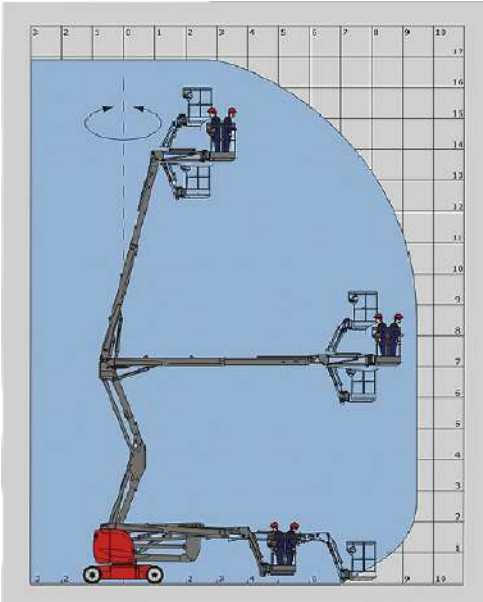
Articulating Booms

			HANGCHA GROUP CO.,LTD.		
			GTHZ120	GTHZ170	GTHZ170C
1	Manufacturer				
2	Model		GTHZ120	GTHZ170	GTHZ170C
3	Working height	m	11.95	16.75	16.95
4	Platform height	m	9.95	14.75	14.95
5	Horizontal height	m	7.00	9.3	9.3
6	Up and over height	m	4.77	7.1	7.1
7	Length	m	5.48	6.84	6.84
8	Length (storage)	m	3.74	5.4	5.4
9	Wheel base	m	1.65	2	2
10	Width	m	1.20	1.75	1.75
11	Height	m	2.01	2.11	2.17
12	Height (storage)	m	2.18	2.11	2.17
13	Basket size	m	1.20x0.77	1.50x0.77	1.80x0.77
14	Turning radius inside	m	1.55	2.0	2.0
15	Turning radius outside	m	3.25	4.3	4.3
16	Turning radius outside (basket)	m	3.34	5.6	5.6
17	Ground Clearance	m	0.10	0.15	0.15
18	Capacity	kg	200	200	230
19	Jib movement		±70°	±70°	±70°
20	Basket rotation		140°	140°	140°
21	Turret rotation		350°	355°	355°
22	Drive speed	km/h	6.00	6.00	6.00
23	Working speed	km/h	0.60	0.60	0.60
24	Gradeability	%	25%	25%	25%
25	Maxi slope acceptable	%	3° or 5%	3° or 5%	3° or 5%
26	Tires	m	0.60x0.19	0.60x0.19	0.73x0.225
27	Wheel steer		2	2	2
28	Wheel drive		2	2	2
29	Lead acid batteries (C20)	V/Ah	80/210	80/210	80/210
30	Lithium batteries (C21)	V/Ah	80/125	80/125	80/125
31	Charger	V/A	80/20	80/20	80/20
32	Weight	kg	6670	6990	7130

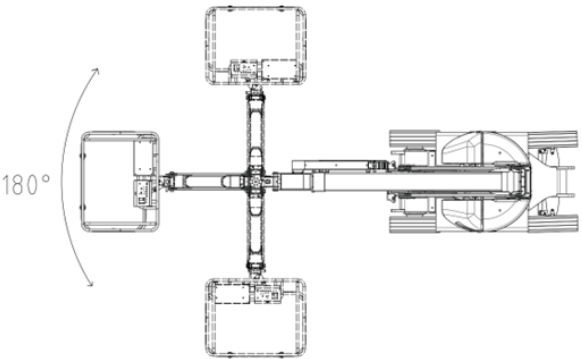
Option: Lithium battery



GTHZ120



GTHZ170



3D option for GTHZ120

Your reliable partner for outdoor construction and industrial applications, the Hangcha first rough terrain articulating boom lift with capabilities provides lifting versatility with a combination of up, out and over positioning capabilities.

Safe and reliable

- / Swing shaft design, good off-road performance, keep stable when crossing potholes;
- / Middle arm frame, compact structure, safe and stable.
- / Control system redundancy design, cylinder to the top buffer design, the boom movement is smooth, comfortable operation;
- / All key parts adopt well-known brands in the industry, with high reliability;
- / Four-wheel electromagnetic braking;

Energy saving and efficient

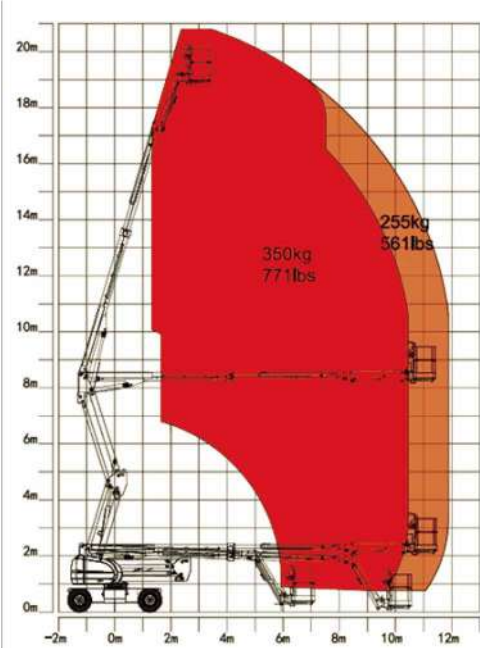
- / Standard lithium iron phosphate battery, energy saving and environmental protection, short charging time, long life;
- / Gravity drop hydraulic system, energy saving, strong endurance;
- / The whole vehicle with ac system, high efficiency;
- / Using proportional valve, stepless speed regulation, fast response, stable operation;
- / Equipped with large size platform and three doors design.

Intelligent

- / Cloud intelligent module, which can realize the remote management of vehicles.

Storage

- / Can be transported by container.



HZ210A

HZ210A Specification

1	Manufacturer	HANGCHA GROUP CO.,LTD.
2	Max. platform height	18.80m
3	Max. working height	20.80m
4	Max. up and over height	8.28m
5	Max.horizontal height	11.45m
6	Max.horizontal working height	11.95m
7	Overall length	8.63m
8	Overall width	2.49m
9	Width (storage, change the tyres for container)	2.3m
10	Overall height	2.43m
11	Wheel base	2.5m
12	Grand clearance	0.31m
13	Platform size	2.2m×0.8m×1.1m
14	Tire	315/55 D20
15	Capacity	255kg(350kg)
16	Operators	2
17	Max. Manual force	400N
18	Max.driving speed (transport mode)	6.1km/h
19	Max. driving speed (working mode)	0.8km/h
20	Mini. turnig radius inside	2.05m
21	Gradeability/Slope (transport mode)	40% / 22°
22	Max. slope angle (working mode)	5°
23	Turret rotation	360°continually
24	Tail swing	0.31m
25	Max. wind speed	12.5m/s
26	Basket rotation	180°
27	Jib movement	70°/-60°
28	Wheel drive	4WD×2WS
29	Drive motor	3.3kW
30	Hydraulic motor	6kW
31	Oil tank	60L
32	Lithium battery	48V, 460Ah
33	Electrical system voltage	48V
34	Control system voltage	12V
35	Weight	9300kg
36	Tire load	5000kg

